



**SANKALCHAND PATEL  
UNIVERSITY**

॥ अथातो ज्ञानजिज्ञासा ॥

**SANKALCHAND PATEL UNIVERSITY**

# **EXAMINATION REPORT**

**(AY - 2019-2020)**

**Sankalchand Patel Vidyadham,**  
Ambaji - Gandhinagar Highway,  
Visnagar 384315, India

[www.spu.ac.in](http://www.spu.ac.in)





## VISION

“To become world class university  
through philanthropic practices”

## MISSION

“We serve society to develop and prosper  
by building human capital”



## INDEX

Sr. No	Contents	Page No
1	Introduction	01
2	Examination event wise result Summary	02
3	Result of final Semester/Year of all program	11
4	Average number of days for declaration of results	14
5	Details of UFM Cases	16
6	Grievances - Rechecking / Reassessment details	16
7	Details of Degree Award in Convocation	17
8	Convocation Summary	18
9	Status of Automation in Examinations	20






## **Examination Report** **(AY - 2019-2020)**

### **1. Introduction**

Examination department ensures transparency in all its activities that adequately support all students and institutions. The Examination Department administers secured processes & systems and work in close collaboration with institutions, external organizations and individuals.

During the Academic Year the Examination Section of SPU office conducted end Semester/Year Examinations as per the academic calendar of program. Academic Calendar is issued by SPU right before the commencement of academic session. Academic calendar contains key dates that are important to all students and faculty members of constituent institute which includes the start and end dates of semester, exam dates etc., Date of Examination is notified as per Academic Calendar for both odd and even semesters. A detailed Examination schedule is proposed by the concerned Dean/Principal and it is finally approved by examination section of SPU. As per teaching and examination scheme the evaluation of student's performance is completed and declared the result under the headship of Controller of Examination. SPU follows the Annual System / Semester System of examination.

#### **Annual Examination:**

With reference to the Annual academic courses, Annual Examination are conducted at the end of the Academic year. This is to review and evaluate the learning outcome of the courses and for the assessment of each student and to assess whether the student has acquired requisite knowledge and skills of the respective subject domain.

#### **Semester Examination:**

SPU follows the semester system in some courses where the academic year is divided into two terms. The end semester examination (Winter Examination & Summer Examination) is conducted by SPU.





**Examination Event Wise Starting date of Semester Exam & Yearly Examination**

Sr. No.	Exam Event	Starting Date of Exam (Semester wise)	Starting Date of Exam (Year wise)	No. of Students Appeared
1	Winter 2019	05-11-2019	-	4716
2	Nov – Dec 2019	-	09-12-2019	66
3	Summer 2020	10-06-2020	-	5994
4	July - August 2020	-	16-07-2020	739
<b>Total Students (2019-20)</b>				<b>11515</b>

**Preparation of Question Paper:**

Process to prepare question papers had been started two months before the commencement of Examinations. The concerned faculty dean proposed the panel of examiners by considering the Experts in the subjects and recognized as paper setters/examiners to SPU examination section and it is approved by the competent authority of SPU. The appointed paper setter upload the question paper subject wise on the portal by using login ID and password. All paper setting was made in three sets for each subject by experienced course experts from reputed college/SPU. Finally, selected question paper of each subject is downloaded at the examination centre on the day of examination before 45 minutes by receiving password on registered mobile number of concerned institute. Question paper of each subject is printed & block wise packets are prepared as per requirement in the presence of Observer at the examination control room in each institute.

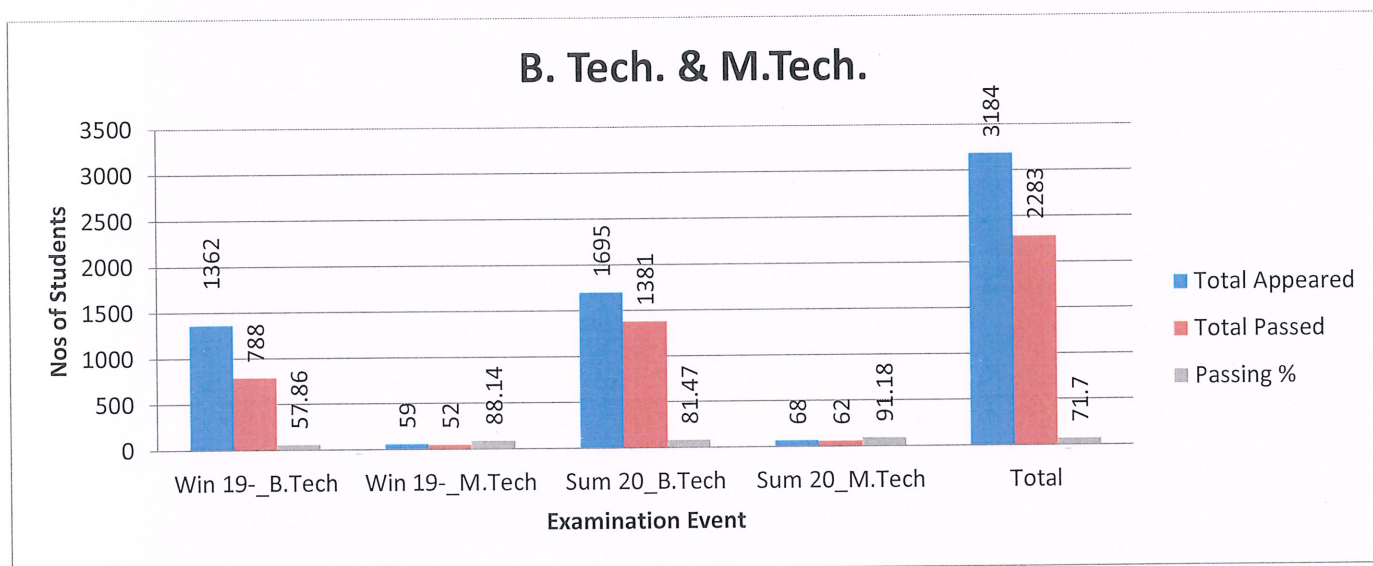
**2. Examination event wise result Summary.**

All the results of academic year for all program were declared within time limit after the completion of examination. The Examination event wise & program wise total number of students appeared in the examinations and pass percentage results are mentioned in the Result summary table.




### Event wise Result Summary

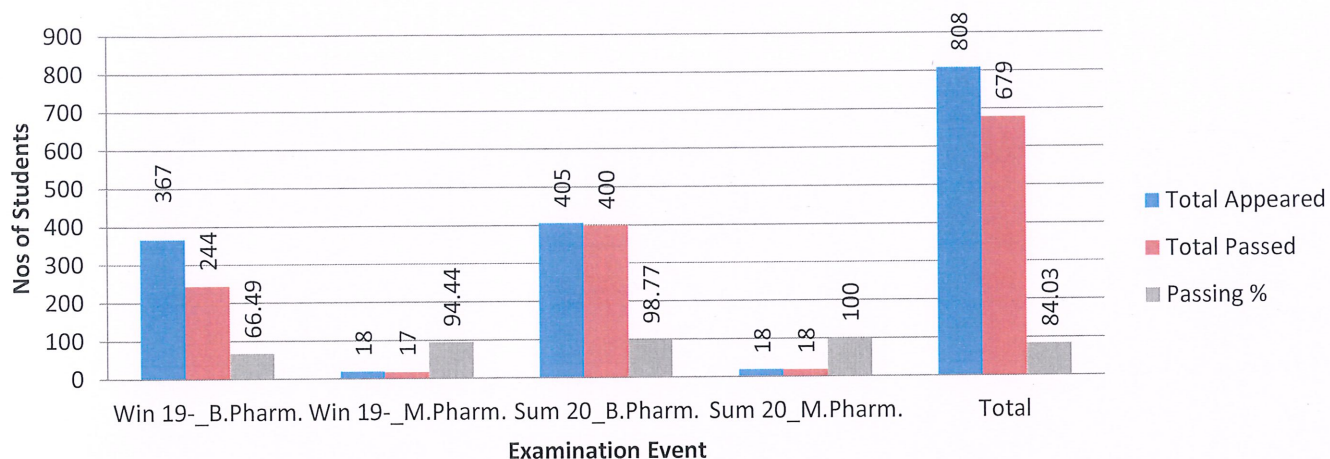
<b>B. Tech. &amp; M.Tech.</b>									
Sr. No.	Course	Total Appeared			Total Passed			Passing Percentage	Absent No.
		Male	Female	Total	Male	Female	Total		
1	Win 19_B.Tech	1197	165	1362	659	129	788	57.86	1
2	Win 19_M.Tech	43	16	59	36	16	52	88.14	1
3	Sum 20_B.Tech	1518	177	1695	1220	161	1381	81.47	6
4	Sum 20_M.Tech	52	16	68	46	16	62	91.18	3
<b>Total</b>		<b>2810</b>	<b>374</b>	<b>3184</b>	<b>1961</b>	<b>322</b>	<b>2283</b>	<b>71.70</b>	<b>11</b>



<b>B.Pharm. &amp; M.Pharm.</b>									
Sr. No.	Course	Total Appeared			Total Passed			Passing Percentage	Absent No.
		Male	Female	Total	Male	Female	Total		
1	Win 19_B.Pharm.	239	128	367	132	112	244	66.49	1
2	Win 19_M.Pharm.	9	9	18	8	9	17	94.44	0
3	Sum 20_B.Pharm.	274	131	405	271	129	400	98.77	4
4	Sum 20_M.Pharm.	9	9	18	9	9	18	100	0
<b>Total</b>		<b>531</b>	<b>277</b>	<b>808</b>	<b>420</b>	<b>259</b>	<b>679</b>	<b>84.03</b>	<b>5</b>



### B.Pharm. & M.Pharm.

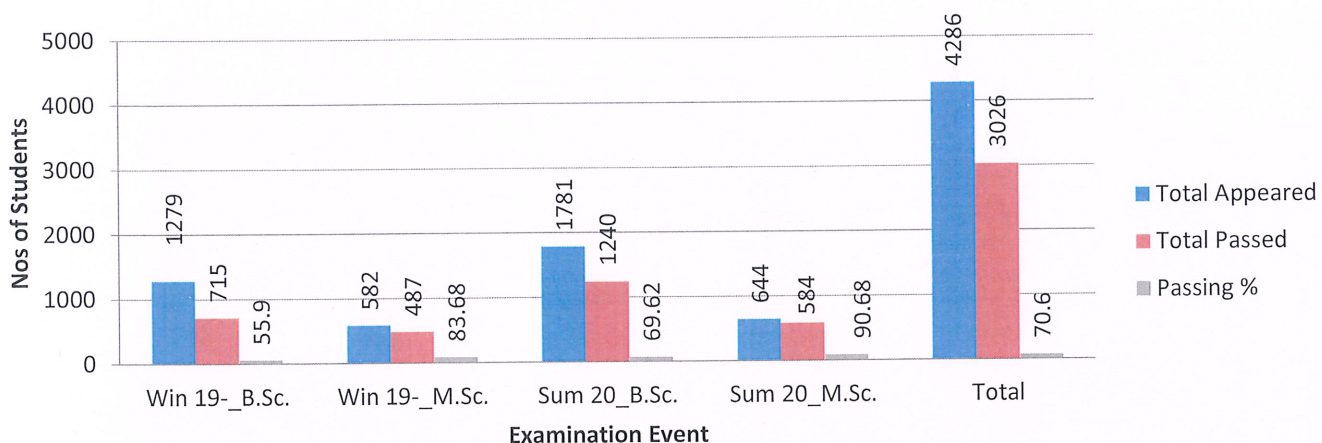


### B.Sc. & M.Sc.

Sr. No.	Course	Total Appeared			Total Passed			Passing Percentage	Absent No.
		Male	Female	Total	Male	Female	Total		
1	Win 19_B.Sc.	765	514	1279	336	379	715	55.90	2
2	Win 19_M.Sc.	371	211	582	305	182	487	83.68	1
3	Sum 20_B.Sc.	1157	623	1781	721	519	1240	69.62	20
4	Sum 20_M.Sc.	405	239	644	367	217	584	90.68	14
<b>Total</b>		<b>2698</b>	<b>1587</b>	<b>4286</b>	<b>1729</b>	<b>1297</b>	<b>3026</b>	<b>70.60</b>	<b>37</b>



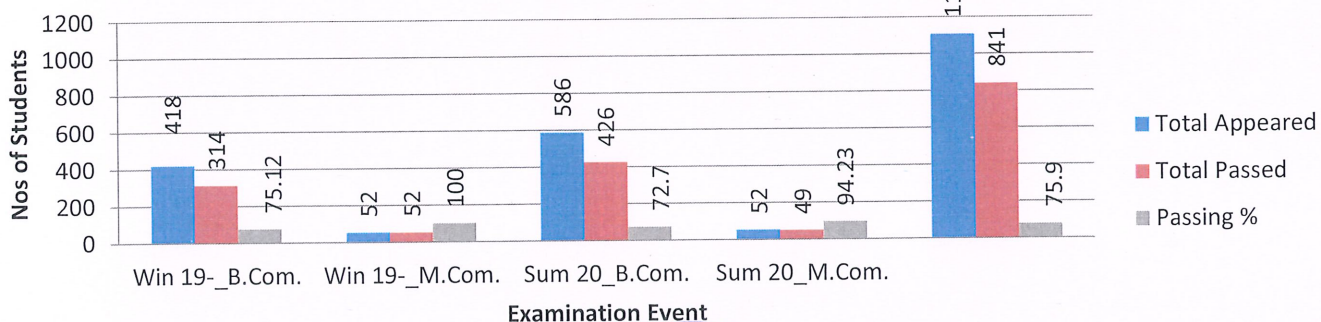

### B.Sc. & M.Sc.



### B.Com. & M.Com.

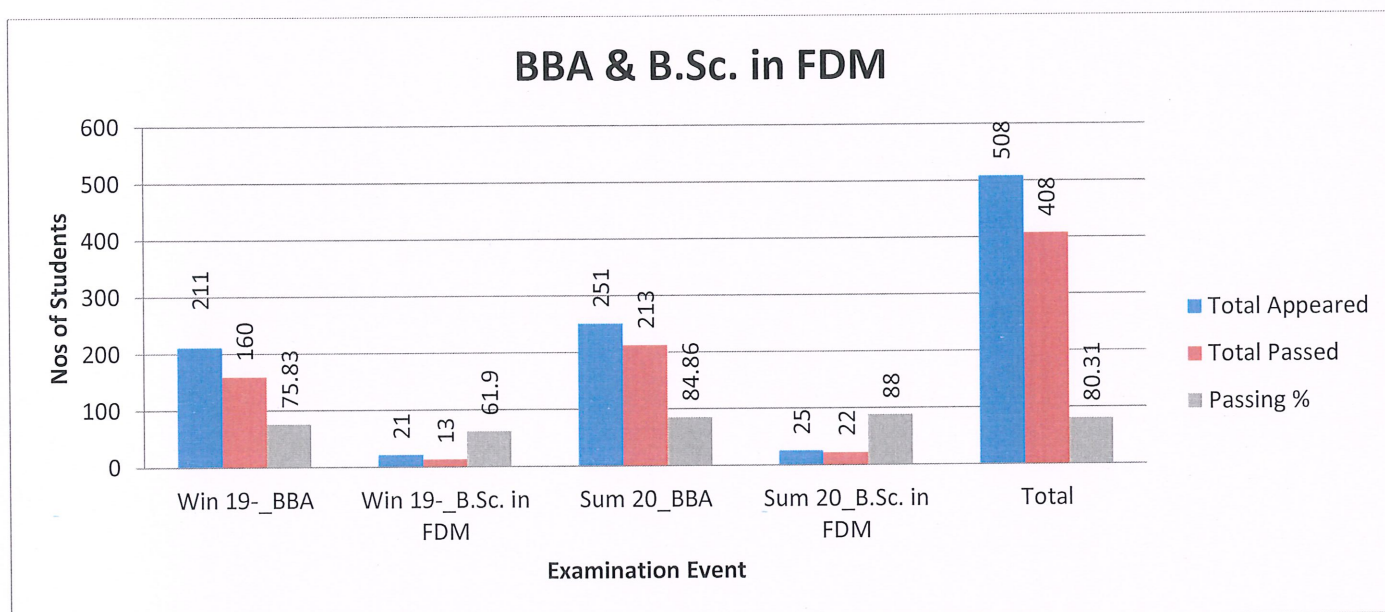
Sr. No.	Course	Total Appeared			Total Passed			Passing Percentage	Absent No.
		Male	Female	Total	Male	Female	Total		
1	Win 19_B.Com.	255	163	418	172	142	314	75.12	3
2	Win 19_M.Com.	14	38	52	14	38	52	100	0
3	Sum 20_B.Com.	380	206	586	268	158	426	72.7	20
4	Sum 20_M.Com.	15	37	52	13	36	49	94.23	1
Total		664	444	1108	467	374	841	75.90	24

### B.Com. & M.Com.





BBA & B.Sc. in FDM									
Sr. No.	Course	Total Appeared			Total Passed			Passing Percentage	Absent No.
		Male	Female	Total	Male	Female	Total		
1	Win 19_BBA	142	69	211	100	60	160	75.83	1
2	Win 19_B.Sc. in FDM	0	21	21	0	13	13	61.90	0
3	Sum 20_BBA	174	77	251	148	65	213	84.86	27
4	Sum 20_B.Sc. in FDM	0	25	25	0	22	22	88.00	0
Total		316	192	508	248	160	408	80.31	28

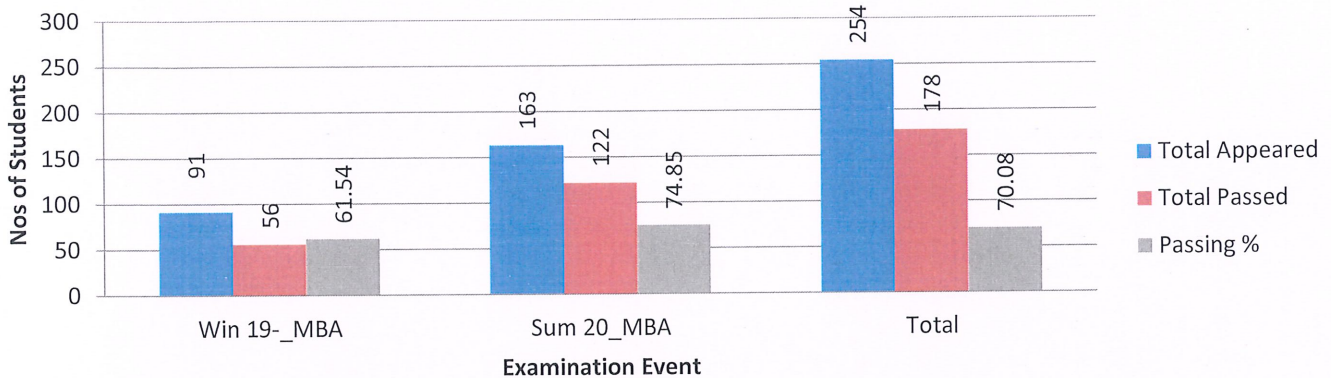


MBA									
Sr. No.	Course	Total Appeared			Total Passed			Passing Percentage	Absent No.
		Male	Female	Total	Male	Female	Total		
1	Win 19_MBA	66	25	91	32	24	56	61.54	0
2	Sum 20_MBA	133	30	163	97	25	122	74.85	4
Total		199	55	254	129	49	178	70.08	4



*(Signature)*


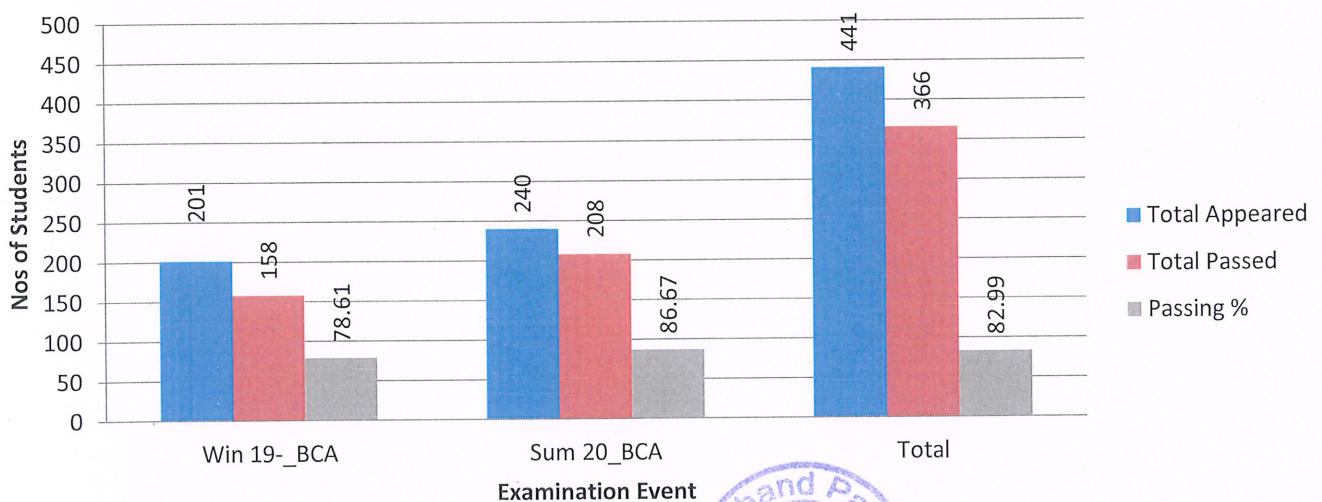
## MBA



## BCA

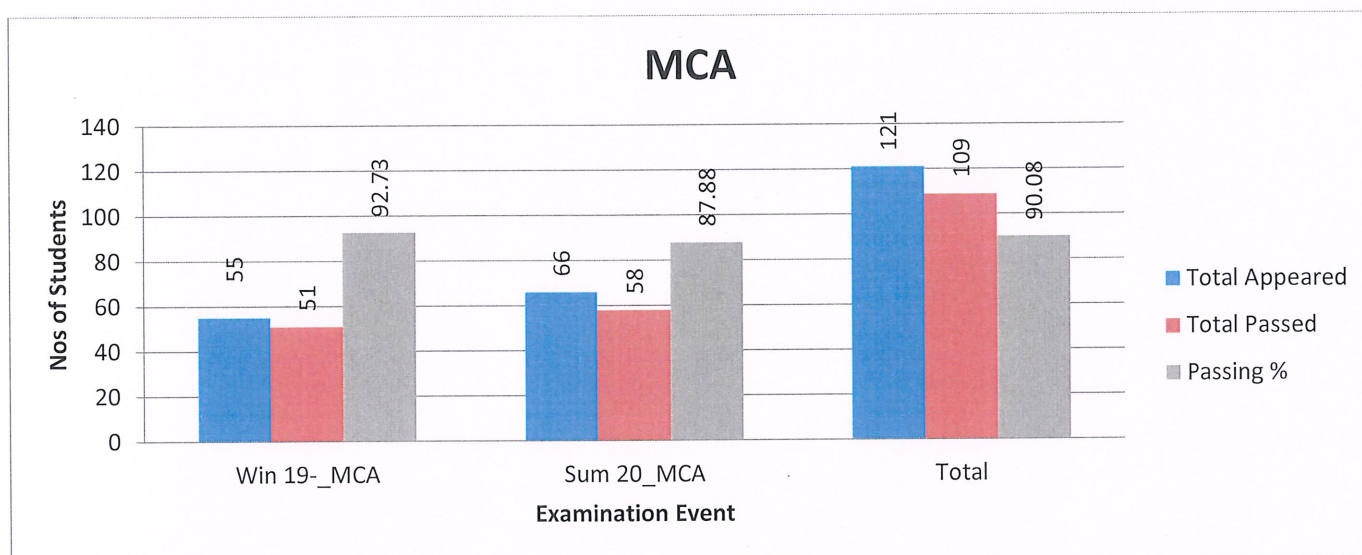
Sr. No.	Course	Total Appeared			Total Passed			Passing Percentage	Absent No.
		Male	Female	Total	Male	Female	Total		
1	Win 19_BCA	135	66	201	103	55	158	78.61	2
2	Sum 20_BCA	164	76	240	136	72	208	86.67	9
Total		299	142	441	139	127	366	82.99	11

## BCA





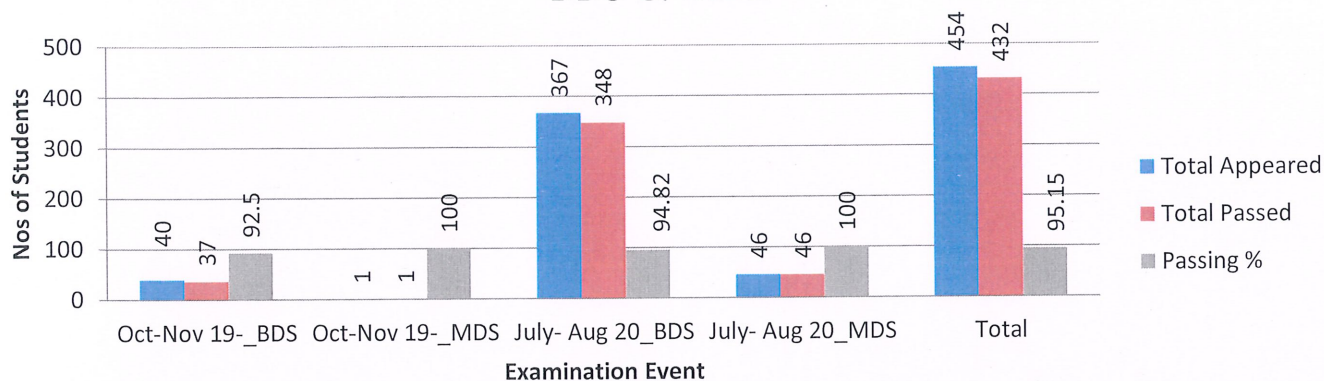

MCA									
Sr. No.	Course	Total Appeared			Total Passed			Passing Percentage	Absent No.
		Male	Female	Total	Male	Female	Total		
1	Win 19_MCA	27	28	55	23	28	51	92.73	0
2	Sum 20_MCA	36	30	66	31	27	58	87.88	5
Total		63	58	121	54	55	109	90.08	5



BDS & MDS									
Sr. No.	Course	Total Appeared			Total Passed			Passing Percentage	Absent No.
		Male	Female	Total	Male	Female	Total		
1	Oct-Nov 19_BDS	16	24	40	15	22	37	92.50	3
2	Oct-Nov 19_MDS	1	0	1	1	0	1	100	0
3	July- Aug 20_BDS	100	267	367	89	259	348	94.82	0
4	July- Aug 20_MDS	19	27	46	19	27	46	100.00	0
Total		136	318	454	124	308	432	95.15	3



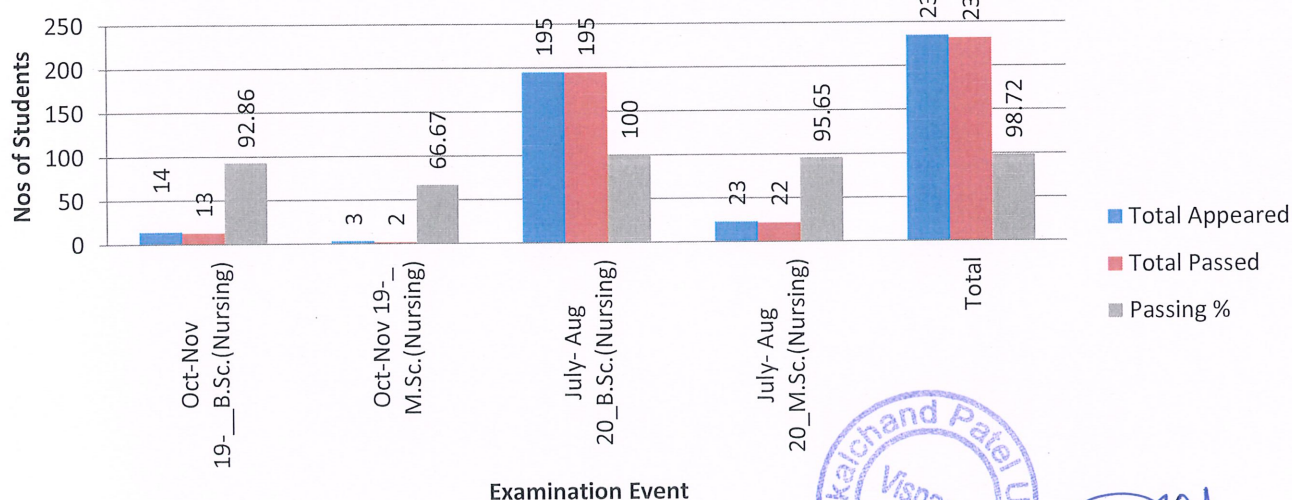

### BDS & MDS



### B.Sc. & M.Sc. (Nursing)

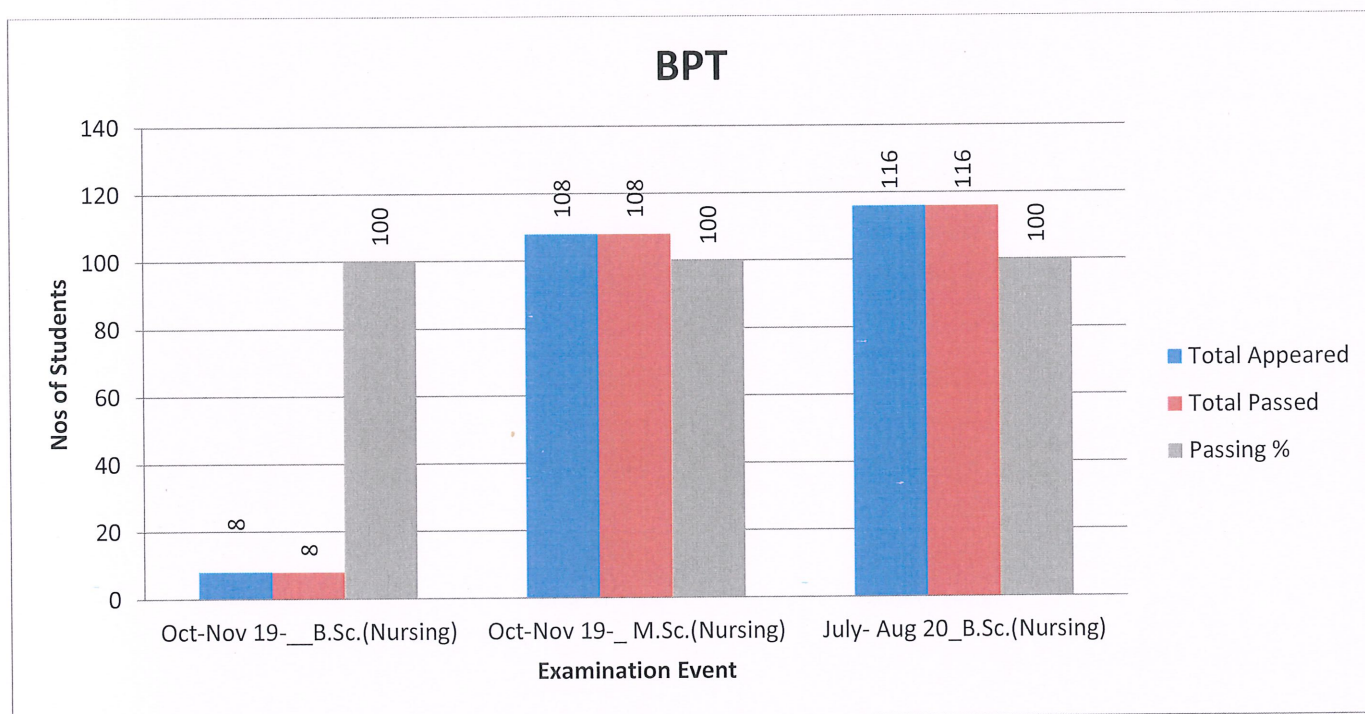
Sr. No.	Course	Total Appeared			Total Passed			Passing Percentage	Absent No.
		Male	Female	Total	Male	Female	Total		
1	Oct-Nov 19-_B.Sc.(Nursing)	10	4	14	9	4	13	92.86	1
2	Oct-Nov 19-_M.Sc.(Nursing)	1	2	3	1	1	2	66.67	1
3	July- Aug 20_B.Sc.(Nursing)	45	150	195	45	150	195	100.00	0
	July- Aug 20_M.Sc.(Nursing)	3	20	23	3	19	22	95.65	1
Total		59	176	235	58	174	232	98.72	3

### B.Sc. & M.Sc. (Nursing)





BPT									
Sr. No.	Course	Total Appeared			Total Passed			Passing Percentage	Absent No.
		Male	Female	Total	Male	Female	Total		
1	Oct-Nov 19_BPT	2	6	8	2	6	8	100.00	0
2	July- Aug 20_BPT	35	73	108	35	73	108	100.00	0
<b>Total</b>		<b>37</b>	<b>79</b>	<b>116</b>	<b>37</b>	<b>79</b>	<b>116</b>	<b>100</b>	<b>0</b>




### 3. Result of final Semester/Year of all program.

Program wise total number of students appeared and number of students passed in final Semester/Year examinations are as mentioned below.

#### Number of final year students of all the programmes

Year	Programme Code	Programme Name	Number of students appeared in the final year examination (UG + PG)	Number of students who passed in final year examination (UG + PG)
2019-20	ET101	Bachelor of Technology (B. Tech.) in Mechanical Engineering	99	98
2019-20	ET102	Bachelor of Technology (B. Tech.) in Electrical Engineering	44	44
2019-20	ET103	Bachelor of Technology (B. Tech.) in Computer Engineering	63	63
2019-20	ET104	Bachelor of Technology (B. Tech.) in Electronics and Communication Engineering	10	10
2019-20	ET105	Bachelor of Technology (B. Tech.) in Information Technology	38	38
2019-20	ET106	Bachelor of Technology (B. Tech.) in Civil Engineering	73	73
2019-20	ET201	Master of Technology (M. Tech.) in Mechanical Engineering (CAD/CAM)	2	2
2019-20	ET202	Master of Technology (M. Tech.) in Electrical Engineering	11	11
2019-20	ET203	Master of Technology (M. Tech.) in Computer Engineering (Software Engineering)	4	4
2019-20	ET204	Master of Technology (M. Tech.) in Electronics and Communication Engineering (Wireless Communication and Technology)	3	3
2019-20	ET206	Master of Technology (M. Tech.) in Civil (Structural Engineering)	13	13
2019-20	MS201	Master of Business Administration (MBA)	42	41
2019-20	CS201	Master of Computer Applications (MCA)	24	23
2019-20	PH101	Bachelor of Pharmacy (B. Pharm)	60	60
2019-20	PH201	Master of Pharmacy (M. Pharm) in Pharmaceutics	2	2
2019-20	PH202	Master of Pharmacy (M. Pharm) in Pharmaceutical Quality Assurance	1	1
2019-20	NR101	B.Sc. (Nursing)	38	38



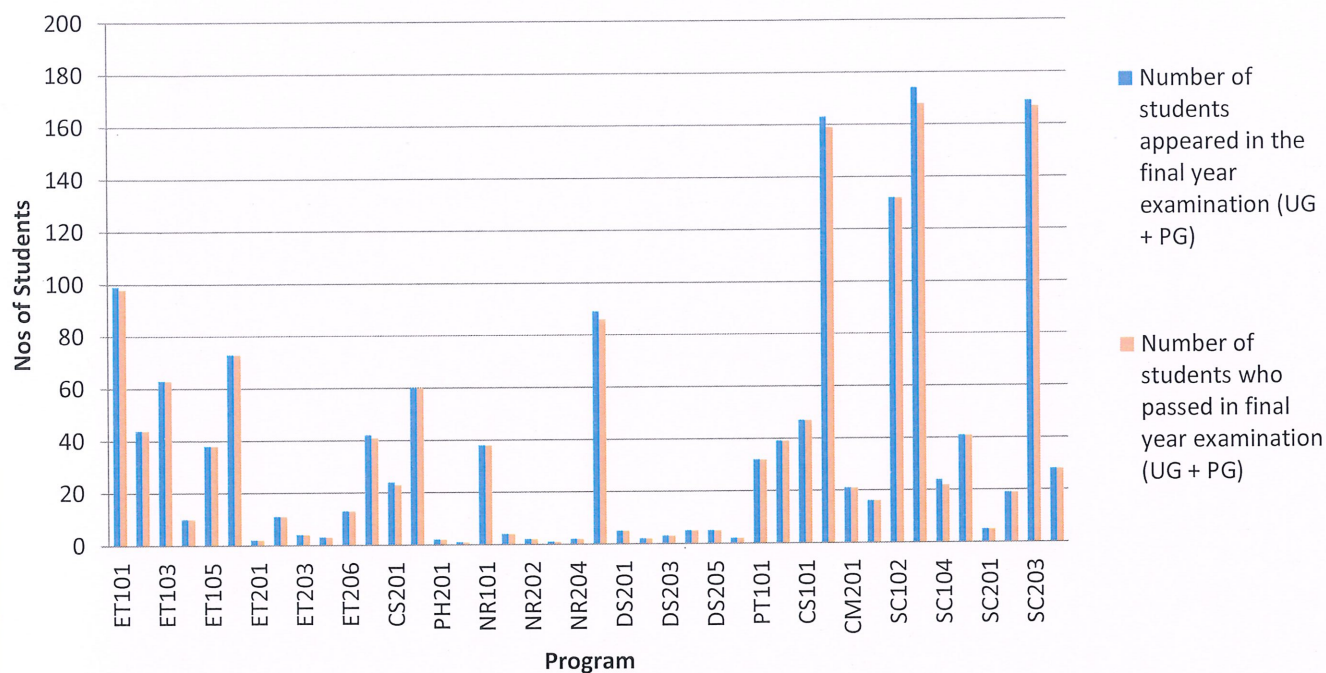



Year	Programme Code	Programme Name	Number of students appeared in the final year examination (UG + PG)	Number of students who passed in final year examination (UG + PG)
2019-20	NR201	M.Sc. (Nursing) Medical Surgical Nursing	4	4
2019-20	NR202	M.Sc. (Nursing) Obstetric & Gynecological Nursing	2	2
2019-20	NR203	M.Sc. (Nursing) Community Health Nursing	1	1
2019-20	NR204	M.Sc. (Nursing) Child Health (Paediatric) Nursing	2	2
2019-20	DS101	Bachelor of Dental Surgery (B.D.S.)	89	86
2019-20	DS201	Master of Dental Surgery(MDS) in Prosthodontics and Crown & Bridge	5	5
2019-20	DS202	Master of Dental Surgery(MDS) in Periodontology	2	2
2019-20	DS203	Master of Dental Surgery(MDS) in Oral & Maxillofacial Surgery	3	3
2019-20	DS204	Master of Dental Surgery(MDS) in Conservative Dentistry and Endodontics	5	5
2019-20	DS205	Master of Dental Surgery(MDS) in Orthodontics & Dentofacial Orthopedics	5	5
2019-20	DS208	Master of Dental Surgery(MDS) in Pediatric and Preventive Dentistry	2	2
2019-20	PT101	Bachelor of Physiotherapy (BPT)	32	32
2019-20	MS101	Bachelor of Business Administration (B.B.A.)	39	39
2019-20	CS101	Bachelor of Computer Application (B.C.A.)	47	47
2019-20	CM101	Bachelor of Commerce (B.Com.) (English Medium)	163	159
2019-20	CM201	Master of Commerce (M.Com.) (English Medium)	21	21
2019-20	SC101	Bachelor of Science (B.Sc) in Biotechnology	16	16
2019-20	SC102	Bachelor of Science (B.Sc) in Microbiology	132	132
2019-20	SC103	Bachelor of Science (B.Sc) in Chemistry	174	168
2019-20	SC104	Bachelor of Science (B.Sc) in Mathematics	24	22
2019-20	SC105	Bachelor of Science (B.Sc) in Physics	41	41
2019-20	SC201	Master of Science (M.Sc.) in Biotechnology	5	5
2019-20	SC202	Master of Science (M.Sc.) in Microbiology	19	19
2019-20	SC203	Master of Science (M.Sc.) in Chemistry	169	167
2019-20	SC204	Master of Science (M.Sc.) in Mathematics	28	28
<b>Total</b>			<b>1557</b>	<b>1537</b>
<b>Pass percentage</b>			<b>98.72%</b>	

Sankalchand Patel  
Visnagar

*(Signature)*

## Result of final Semester/Year of all program.



#### 4. Average number of days for declaration of results.

Examiners are assessed the answer books at central assessment facility in SPU. Answer books are made available for assessment from the next day of completion of subject examination. Following is the average number of days for declaration of results.

#### Average number of days from the date of last semester-end/ year- end examination till the declaration of results

Program Name	Program Code	Semester/ year	Event	Last date of the last semester-end/ year- end examination	Date of declaration of results of semester-end/ year- end examination	Nos of Days	Semester/ year	Event	Last date of the last semester-end/ year- end examination	Date of declaration of results of semester-end/ year- end examination	Nos of Days	Average Days
<b>2019-20</b>												
<b>Even Semester</b>							<b>Odd Semester</b>					
Bachelor of Commerce	CM101	Sem-6	Summer 2020	04-07-20	17-07-20	13	Sem-5	Winter 2019	27-11-19	11-01-20	45	29
Master of Commerce	CM201	Sem-4	Summer 2020	26-06-20	17-07-20	21	Sem-3	Winter 2019	18-11-19	11-01-20	54	37.5
Bachelor of Computer Application	CS101	Sem-6	Summer 2020	17-06-20	17-07-20	30	Sem-5	Winter 2019	02-12-19	03-01-20	32	31
Master of Computer Application	CS201	Sem-6	Summer 2020	22-06-20	17-07-20	25	Sem-5	Winter 2019	05-12-19	03-01-20	29	27
Bachelor of Technology	ET101 to ET106	Sem-8	Summer 2020	17-06-20	21-07-20	34	Sem-7	Winter 2019	30-12-19	18-01-20	19	26.5
Master of Technology	ET201 to ET206	Sem-4	Summer 2020	11-06-20	27-07-20	46	Sem-3	Winter 2019	28-12-19	18-01-20	21	33.5
Bachelor of Business Administration	MS101	Sem-6	Summer 2020	29-06-20	17-07-20	18	Sem-5	Winter 2019	19-11-19	08-01-20	50	34
Master of Business Administration	MS201	Sem-4	Summer 2020	22-06-20	17-07-20	25	Sem-3	Winter 2019	30-12-19	08-01-20	9	17

Program Name	Program Code	Semester/ year	Event	Last date of the last semester-end/ year- end examination	Date of declaration of results of semester -end/ year- end examination	Nos of Days	Semester/ year	Event	Last date of the last semester-end/ year- end examination	Date of declaration of results of semester -end/ year- end examination	Nos of Days	Average Days
Bachelor of Pharmacy	PH101	Sem-8	Summer 2020	01-07-20	24-07-20	23	Sem-7	Winter 2019	30-12-19	10-01-20	11	17
Master of Pharmacy	PH202	Sem-4	Summer 2020	23-06-20	24-07-20	31	Sem-3	Winter 2019	30-12-19	10-01-20	11	21
Bachelor of Science	SC101 to SC105	Sem-6	Summer 2020	27-06-20	20-07-20	23	Sem-5	Winter 2019	30-12-19	25-01-20	26	24.5
Master of Science	SC201 to SC204	Sem-4	Summer 2020	07-07-20	20-07-20	13	Sem-3	Winter 2019	30-12-19	25-01-20	26	19.5
<b>Year</b>												
Bachelor of Physiotherapy	PT101	Final Year	July-August 2020	29-07-20	10-09-20	43	-	-	-	-	-	43
Bachelor of Science (Nursing)	NR101	Final Year	July-August 2020	12-09-20	09-10-20	27	-	-	-	-	-	27
Master of Science (Nursing)	NR201 to NR204	2nd Year	July-August 2020	11-09-20	15-10-20	34	-	-	-	-	-	34
Bachelor of Dental Surgery	DS101	Final Year	July-August 2020	04-09-20	28-09-20	24	-	-	-	-	-	24
Master of Dental Surgery	DS201 to DS208	3rd Year	July-August 2020	24-08-20	28-09-20	35	-	-	-	-	-	35
<b>Total Average Days 2019-20</b>												<b>28.24</b>





## 5. Details of UFM Cases.

UFM cases reported during the examination is entered in digital portal of SPU on the day of examination and concerned institute submit the report to examination section of SPU. Following is the details of UFM cases reported in academic year.

### Details of UFM Cases

Examination Event	Course	UG/PG	Branch	Semester/Year	No of UFM Students
Winter - 2019	BBA	UG	BBA	1 <sup>st</sup> Sem.	02
	B.Tech.	UG	Mech.	5 <sup>th</sup> Sem.	03
		UG	Civil	5 <sup>th</sup> Sem.	01
		UG	CE	5 <sup>th</sup> Sem.	01
Nov - Dec 2019	--	--	--	--	--
Summer - 2020	--	--	--	--	--
July - August 2020	--	--	--	--	--
Oct - Nov 2020	MBBS	UG	MBBS	1 <sup>st</sup> Year	01
Total					08

## 6. Rechecking / Reassessment details.

Students have to apply for Re-checking /Re-Assessment of the course (subject) within specified time-limits as specified by SPU. The application shall be made in prescribed format of SPU along with the applicable fees payable. The application without necessary details shall not be considered by SPU. Following is the details of students applied for Rechecking / Reassessment in academic year.

### Details of Students applied for Rechecking & Reassessment

Examination Event	Number of applications received for revaluation	Number of students appeared in final exam	Percentage per year
Winter - 2019	116	4716	2.46
Nov - Dec 2019	0	66	0
Summer - 2020	1	5994	0.02
July - August 2020	5	739	0.68
Total	122	11515	1.06

## 7. Details of Degree Award in Convocation.

The students who have successfully completed all the academic requirements prescribed for the program are eligible for award of the degree in convocation of academic year. A total of **1452** Degrees were conferred in Convocation of SPU with the program wise details are as follows:

### Degree Award Detail

SR. No.	Name of Degree	No. of Awardees
1	Bachelor of Commerce (B.Com.)	162
2	Master of Commerce (M.Com.)	21
3	Bachelor of Computer Application (B.C.A.)	47
4	Master of Computer Application (M.C.A.)	23
6	Bachelor of Technology (B.Tech.)	326
7	Master of Technology (M.Tech.)	33
8	Bachelor of Business Administration (B.B.A.)	40
9	Master of Business Administration (M.B.A.)	42
10	Bachelor of Pharmacy (B.Pharm.)	60
11	Master of Pharmacy (M.Pharm.)	03
12	Bachelor of Science (B.Sc.)	406
13	Master of Science (M.Sc.)	220
14	Bachelor of Science (B.Sc. Nursing)	38
15	Master of Science (M.Sc. Nursing)	09
16	Master of Dental Surgery (M.D.S.)	22
Total		1452





## 8. Convocation Summary.

Program wise (UG/PG/PhD) number of student's statistical analysis is presented. The students with academic excellence from constituent institutions of SPU were honored by awarding the Gold Medals. Program wise Gold Medals were awarded by The Hon'ble President, The Chief guest and The Provost.

Total 37 Gold Medals were awarded as mentioned below.

### Convocation Summary

Marking System	Gender	Distinction	First Class	Second Class	Pass Class	Total
Grade System	Male	183	305	326	63	877
	Female	196	198	104	08	506
	<b>Total</b>	<b>379</b>	<b>503</b>	<b>430</b>	<b>71</b>	<b>1383</b>
Mark System	Male	-	10	5	-	15
	Female	07	44	3	-	54
	<b>Total</b>	<b>07</b>	<b>54</b>	<b>8</b>	<b>-</b>	<b>69</b>
<b>Overall Total</b>		<b>386</b>	<b>557</b>	<b>438</b>	<b>71</b>	<b>1452</b>

### Degree wise Summary Report

Marking System	Gender	Undergraduate	Postgraduate	Total Students
Grade System	Male	658	219	877
	Female	383	123	506
	<b>Total</b>	<b>1041</b>	<b>342</b>	<b>1383</b>
Mark System	Male	07	08	15
	Female	31	23	54
	<b>Total</b>	<b>38</b>	<b>31</b>	<b>69</b>
<b>Overall Total</b>		<b>1079</b>	<b>373</b>	<b>1452</b>



### Faculty Wise Program Wise Summary

Sr. No.	Faculty	Course	No. of Students	Male	Female	Gold Medal	Gold Medal (Overall)
1	Engineering & Technology B.Tech. (326)	B.Tech. (Civil)	73	67	6	1	01
		B.Tech. (CE)	63	44	19	1	
		B.Tech. (EC)	10	5	5	1	
		B.Tech. (EE)	44	37	7	1	
		B.Tech. (IT)	38	29	9	1	
		B.Tech. (Mech)	98	96	2	1	
	Engineering & Technology M.Tech. (33)	M.Tech. (CAD/CAM)	2	2	0	1	01
		M.Tech. (CE/SE)	4	1	3	1	
		M.Tech. (EE)	11	9	2	1	
		M.Tech. (Civil/Stru.)	13	10	3	1	
		M.Tech. (EC/WCT)	3	3	0	1	
2	Management (82)	BBA	40	23	17	1	-
		MBA	42	32	10	-	-
3	Pharmacy B.Pharm. (60)	B.Pharm.	60	32	28	1	-
	Pharmacy M.Pharm. (03)	M.Pharm (Pharmaceutics)	2	2	0	-	-
		M.Pharm. (Quality Assurance)	1	0	1	-	-
4	Science B.Sc. (406)	B.Sc. (Biotechnology)	17	6	11	1	01
		B.Sc. (Chemistry)	185	131	54	1	
		B.Sc. (Mathematics)	21	11	10	1	
		B.Sc. (Microbiology)	136	34	102	1	
		B.Sc. (Physics)	47	30	17	1	
5	Science M.Sc. (220)	M.Sc. (Biotechnology )	5	0	5	1	01
		M.Sc. (Chemistry)	167	127	40	1	
		M.Sc. (Mathematics)	29	12	17	1	



		M.Sc. (Microbiology)	19	4	15	1	
6	Commerce (183)	B.Com.	162	85	77	1	-
		M.Com.	21	8	13	1	-
7	Nursing B.Sc. (38)	B.Sc. (Nursing)	38	7	31	-	-
	Nursing M.Sc. (09)	M.Sc. (Nursing - CHN)	1	1	0	-	01
		M.Sc. (Nursing - OBG)	2	0	2	1	
		M.Sc. (Nursing – PAED)	2	0	2	-	
		M.Sc. (Nursing - MSN)	4	0	4	-	
8	Computer Science (73)	BCA	47	28	19	1	-
		MCA	23	9	14	1	-
9	Dental Sciences (MDS) (22)	MDS (Cons)	5	0	5	1	01
		MDS (OS)	3	3	0	-	
		MDS (Ortho)	5	1	4	1	
		MDS (Pedo.)	2	1	1	-	
		MDS (Perio.)	2	0	2	-	
		MDS (Prosth.)	5	2	3	1	
Total Students			1452	892	560	31	06

## 9. Status of Automation in Examinations

The current IT integration and reforms in the examination procedures and processes have brought many significant improvements in the examination. Implementation of ERP which has helped in automating examination processes, making them more effective and efficient. Various processes, starting from the registration of students for the examination till the declaration of results are streamlined and enhanced the efficiency of examination. Automation in examinations is introduced to ensure transparency, reduction of evaluation days, speedy processing, early redressal of examination related grievances and early publication of results.

Examinations Automation solution provided by MKCL, Pune is used since May 2016 and examination activities covered in automation are summarized below:

1. Configuration of teaching and evaluation scheme of each course as per subject code and name.
2. Generation of Examination form in institute login and also in student login.
3. Online submission of received examination forms through digital portal of SPU by the institute.
4. Generation of seat number & Hall Tickets with photo & signature of student and approved by CoE and digital copies are provided through institute login and e-Suvidha application.
5. Examination day and subject wise attendance report (Jr. Supervisor report) generation.
6. On line Entry of Absent and UFM cases on the day of examination.
7. Examination day and subject wise Main primary barcode generation for pasting on main answer book.
8. Examination seating arrangement.
9. Invite question papers through digital portal.
10. Upload the subject wise final selected question paper in Secure Remote Paper Delivery system.
11. Suitable encryption system and secure system for the transmission of Question Papers to Examination centre at the allotted time. Password is generated through automated system and sent it to registered mobile number.
12. Barcode reader is used for Main barcode and examiner barcode mapping and marks data entry is completed accurately.
13. Capturing the internal, practical marks awarded by examiners at institute level directly to examination server.
14. Automatic Grade, SGPA and CGPA Calculations.
15. Results processing and generation of result reports.
16. Declaration and uploading of examination results on SPU website along with provisional copy of mark sheets for online access.
17. The results are also made available through e-Suvidha online portal using personal login of students.
18. Generation of mark sheet /grade sheet for printing. Printed mark sheet/grade sheet includes security features along with photograph, QR code and hologram.
19. Generation of convocation data of eligible students for award of degrees.



20. Application for degree certificates to be received from the eligible students for degree award.

21. Individual students can access the following using e-Suvidha Application

- View and Update Profile
- Download Examination Form
- View and Download Examination Time-Table
- Download Examination Hall Ticket
- View Result of End-Semester/Year Examination
- View Result His/Her History

Examination Automation System enables us to properly organize data of SPU and constituent colleges. Data is well managed and easily archived and retrieved.

After the admission process, each enrolled student in SPU is provided with a unique user id and password. Using this id, the student can login in to the student portal designed by SPU. In the portal, student can view and manage their academic activities. Immediately after the admission each student is required to complete the course registration in the student portal.


Continuous internal assessments and end-semester assessments are compiled through ERP. The same has resulted in improving the speed of compilation of results that are error-free. SGPA, CGPA, and results are accurately calculated. The use of stationary has largely reduced with the implementation of ERP. The efficiency of the examination department has significantly improved and reduced the manpower requirements at the same time, saving costs for SPU.

With the implementation of IT integration, the examination management system has become more accessible to students and faculty members. Students can access the system from anywhere, at any time, using their mobile devices or computers.

**Observations:**

It is observed that students were aware with the examination rules before appearing in the examinations. Following the key observations,

- Total number of students appeared in examinations during A.Y 2019-20 = 11515
- Average number of days from the date of last semester-end/ year- end examination till the declaration of results = 28.24




- Total 1452 students who have successfully completed all the academic requirements prescribed for the program are eligible for award of the degree in convocation of academic year and awarded degree. Also 37 students awarded Gold Medal.
- Effective IT integration in examination process, the efficiency of the examination section has significantly improved and reduced the manpower requirements.

## Conclusion

Suggest to create an awareness about exclusive Mobile application “E-Suvidha” makes available all information instantly to the students. Students can view all the notices and circulars to the examinations released by the Office of the Controller of Examinations through their mobile phones.

Recommend to upload the academic awards on NAD through Digi locker-NAD platform. National Academic Depository (NAD) is an online storehouse of academic awards (Degrees, Diplomas, Certificates, etc.). It is a 24x7 online mode for making available academic awards and shall help in validating their authenticity, their safe storage, and easy retrieval.

  
Controller of Examinations  
Sankalchand Patel University  
Visnagar (Gujarat)







# **SANKALCHAND PATEL** **UNIVERSITY**

॥ अथातो ज्ञानजिज्ञासा ॥

**Sankalchand Patel Vidyadham,  
Ambaji - Gandhinagar Highway,  
Visnagar 384315, India**

[www.spu.ac.in](http://www.spu.ac.in)

