



**SANKALCHAND PATEL  
UNIVERSITY**

॥ अथातो ज्ञानजिज्ञासा ॥

**SANKALCHAND PATEL UNIVERSITY**

# **EXAMINATION REPORT** **(AY - 2020-2021)**

**Sankalchand Patel Vidyadham,**

Ambaji - Gandhinagar Highway,

Visnagar 384315, India

[www.spu.ac.in](http://www.spu.ac.in)





## VISION

“To become world class university  
through philanthropic practices”

## MISSION

“We serve society to develop and prosper  
by building human capital”



## INDEX

Sr. No	Contents	Page No
1	Introduction	01
2	Examination event wise result Summary	02
3	Result of final Semester/Year of all program	12
4	Average number of days for declaration of results	15
5	Details of UFM Cases	17
6	Grievances - Rechecking / Reassessment details	17
7	Details of Degree Award in Convocation	18
8	Convocation Summary	19
9	Status of Automation in Examinations	22






## Examination Report (AY - 2020-2021)

### 1. Introduction

Examination department ensures transparency in all its activities that adequately support all students and institutions. The Examination Department administers secured processes & systems and work in close collaboration with institutions, external organizations and individuals.

During the Academic Year the Examination Section of SPU office conducted end Semester/Year Examinations as per the academic calendar of program. Academic Calendar is issued by SPU right before the commencement of academic session. Academic calendar contains key dates that are important to all students and faculty members of constituent institute which includes the start and end dates of semester, exam dates etc., Date of Examination is notified as per Academic Calendar for both odd and even semesters. A detailed Examination schedule is proposed by the concerned Dean/Principal and it is finally approved by examination section of SPU. As per teaching and examination scheme the evaluation of student's performance is completed and declared the result under the headship of Controller of Examination. SPU follows the Annual System / Semester System of examination.

#### **Annual Examination:**

With reference to the Annual academic courses, Annual Examination are conducted at the end of the Academic year. This is to review and evaluate the learning outcome of the courses and for the assessment of each student and to assess whether the student has acquired requisite knowledge and skills of the respective subject domain.

#### **Semester Examination:**

SPU follows the semester system in some courses where the academic year is divided into two terms. The end semester examination (Winter Examination & Summer Examination) is conducted by SPU.





### Examination Event wise Starting date of Semester Exam & Yearly Examination



Sr. No.	Exam Event	Starting Date of Exam (Semester wise)	Starting Date of Exam (Year wise)	No. of Students Appeared
1	Winter 2020	14-12-2020	-	4023
2	December 2020	-	21-12-2020	24
3	OCT-NOV 2020	-	26-10-2020	150
4	Jan 2021	-	01-01-2021	26
5	Summer 2021	10-05-2021	-	4286
6	July - Sept. 2021	-	28-06-2021	690
<b>Total Students (2020-21)</b>				<b>9199</b>

### Preparation of Question Paper:

Process to prepare question papers had been started two months before the commencement of Examinations. The concerned faculty dean proposed the panel of examiners by considering the Experts in the subjects and recognized as paper setters/examiners to SPU examination section and it is approved by the competent authority of SPU. The appointed paper setter upload the question paper subject wise on the portal by using login ID and password. All paper setting was made in three sets for each subject by experienced course experts from reputed college/SPU. Finally selected question paper of each subject is downloaded at the examination centre on the day of examination before 45 minutes by receiving password on registered mobile number of concerned institute. Question paper of each subject is printed & block wise packets are prepared as per requirement in the presence of Observer at the examination control room in each institute.

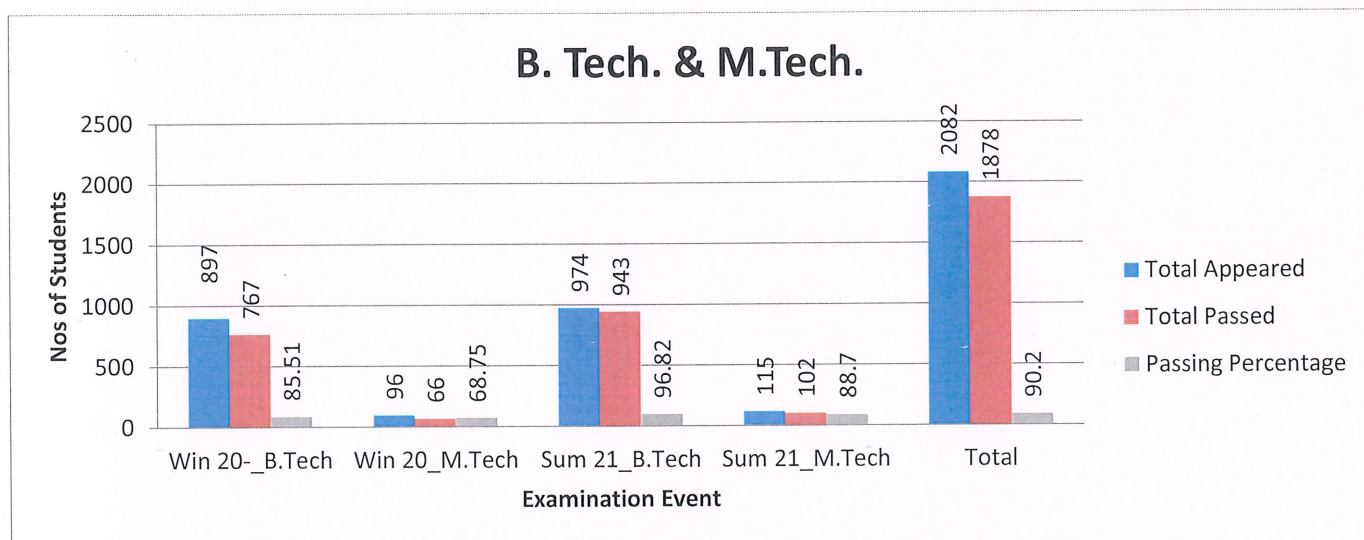
### 2. Examination event wise result Summary.

All the results of academic year for all program were declared within time limit after the completion of examination. The Examination event wise & program wise total number of students appeared in the examinations and pass percentage results are mentioned in the Result summary table.

### Event wise Result Summary

B. Tech. & M.Tech.									
Sr. No.	Course	Total Appeared			Total Passed			Passing Percentage	Absent No.
		Male	Female	Total	Male	Female	Total		
1	Win 20_B.Tech	773	124	897	659	108	767	85.51	15
2	Win 20_M.Tech	81	15	96	53	13	66	68.75	4
3	Sum 21_B.Tech	841	133	974	817	126	943	96.82	10
4	Sum 21_M.Tech	99	16	115	87	15	102	88.70	2
Total		1794	288	2082	1616	262	1878	90.20	31

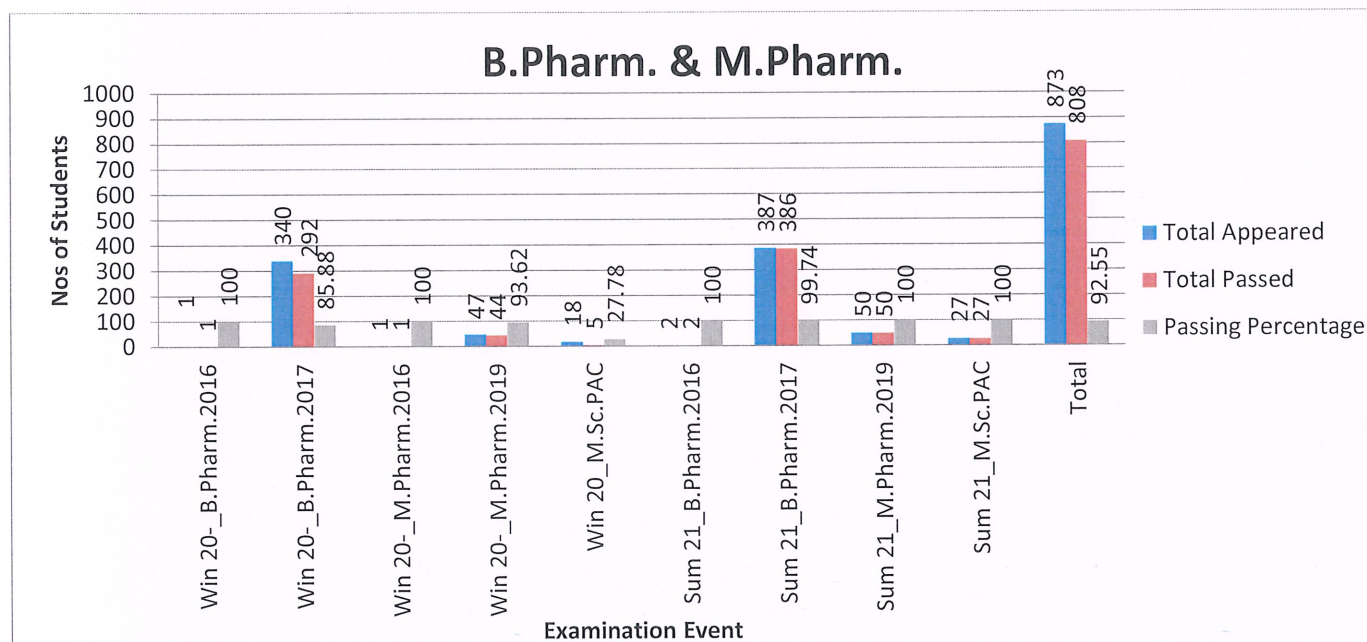


B.Pharm. & M.Pharm.									
Sr. No.	Course	Total Appeared			Total Passed			Passing Percentage	Absent No.
		Male	Female	Total	Male	Female	Total		
1	Win 20-_B.Pharm.2016	1	0	1	1	0	1	100	0
2	Win 20-_B.Pharm.2017	216	124	340	177	115	292	85.88	0
3	Win 20-_M.Pharm.2016	1	0	1	1	0	1	100	0
4	Win 20-_M.Pharm.2019	23	24	47	20	24	44	93.62	0



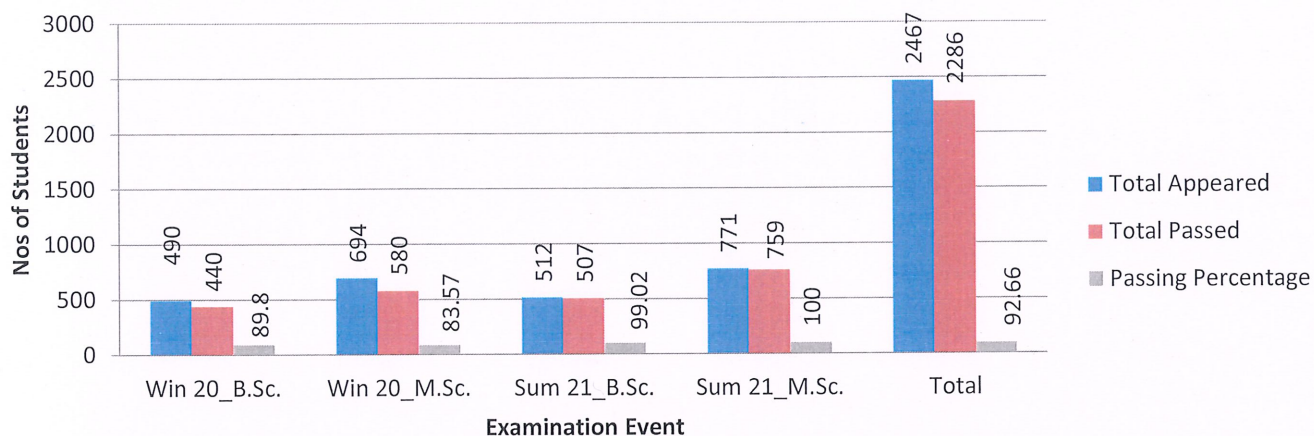


5	Win 20_M.Sc.PAC	17	1	18	4	1	5	27.78	0
6	Sum 21_B.Pharm.2016	2	0	2	2	0	2	100.00	0
7	Sum 21_B.Pharm.2017	254	133	387	253	133	386	99.74	0
8	Sum 21_M.Pharm.2019	26	24	50	26	24	50	100.00	0
9	Sum 21_M.Sc.PAC	26	1	27	26	1	27	100.00	0
<b>Total</b>		<b>566</b>	<b>307</b>	<b>873</b>	<b>510</b>	<b>298</b>	<b>808</b>	<b>92.55</b>	<b>0</b>



<b>B.Sc. &amp; M.Sc.</b>									
Sr. No.	Course	Total Appeared			Total Passed			Passing Percentage	Absent No.
		Male	Female	Total	Male	Female	Total		
1	Win 20_B.Sc.	234	256	490	201	239	440	89.8	0
2	Win 20_M.Sc.	446	248	694	344	236	580	83.57	0
3	Sum 21_B.Sc.	254	258	512	249	258	507	99.02	0
4	Sum 21_M.Sc.	516	255	771	506	253	759	100	0
<b>Total</b>		<b>1450</b>	<b>1017</b>	<b>2467</b>	<b>1300</b>	<b>986</b>	<b>2286</b>	<b>92.66</b>	<b>0</b>

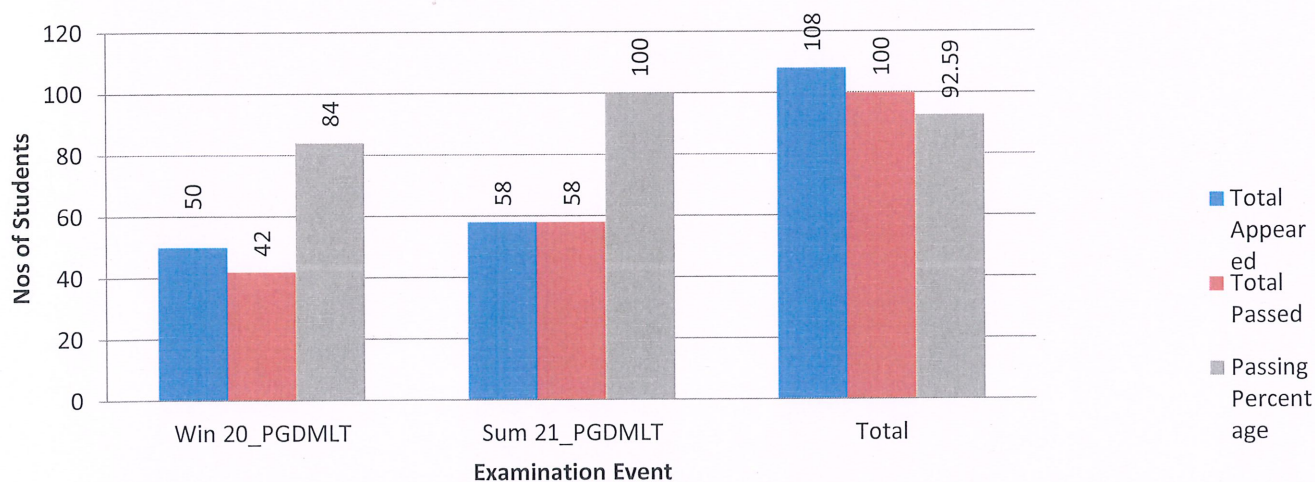
## B.Sc. & M.Sc.



## PGDMLT

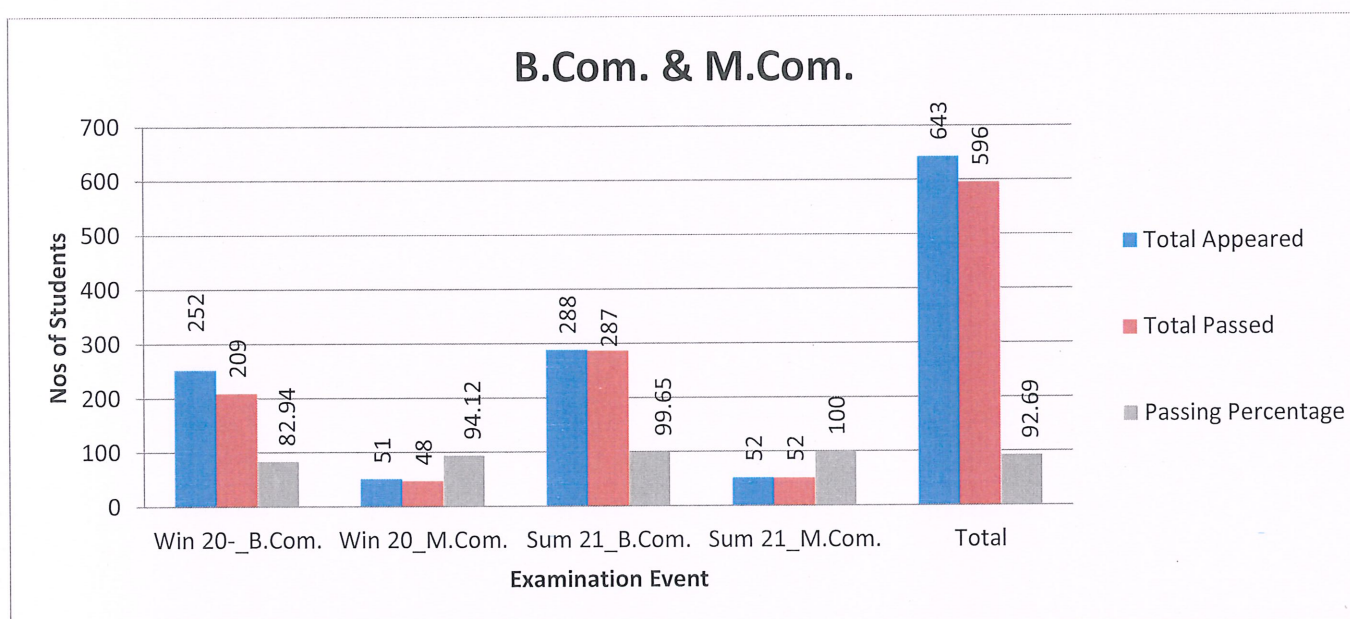
Sr. No.	Course	Total Appeared			Total Passed			Passing Percentage	Absent No.
		Male	Female	Total	Male	Female	Total		
1	Win 20_PGDMILT	15	35	50	10	32	42	84	0
2	Sum 21_PGDMILT	20	38	58	20	38	58	100	0
Total		35	73	108	30	70	100	92.59	0

## PGDMLT



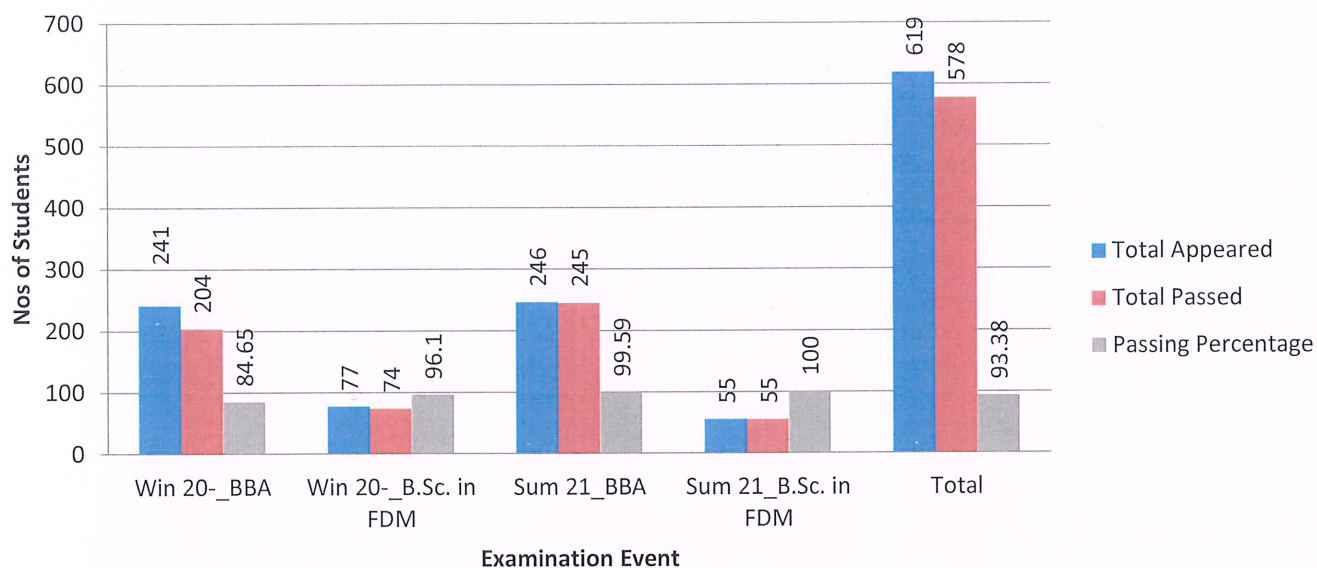



B.Com. & M.Com.									
Sr. No.	Course	Total Appeared			Total Passed			Passing Percentage	Absent No.
		Male	Female	Total	Male	Female	Total		
1	Win 20_B.Com.	142	110	252	115	94	209	82.94	0
2	Win 20_M.Com.	14	37	51	13	35	48	94.12	0
3	Sum 21_B.Com.	167	121	288	166	121	287	99.65	0
4	Sum 21_M.Com.	15	37	52	15	37	52	100.00	0
Total		338	305	643	309	287	596	92.69	0



BBA & B.Sc. in FDM									
Sr. No.	Course	Total Appeared			Total Passed			Passing Percentage	Absent No.
		Male	Female	Total	Male	Female	Total		
1	Win 20_BBA	157	84	241	128	76	204	84.65	2
2	Win 20_B.Sc. in FDM	21	56	77	21	53	74	96.10	1
3	Sum 21_BBA	163	83	246	162	83	245	99.59	1
4	Sum 21_B.Sc. in FDM	12	43	55	12	43	55	100.00	0
Total		353	266	619	323	255	578	93.38	4

### BBA & B.Sc. in FDM



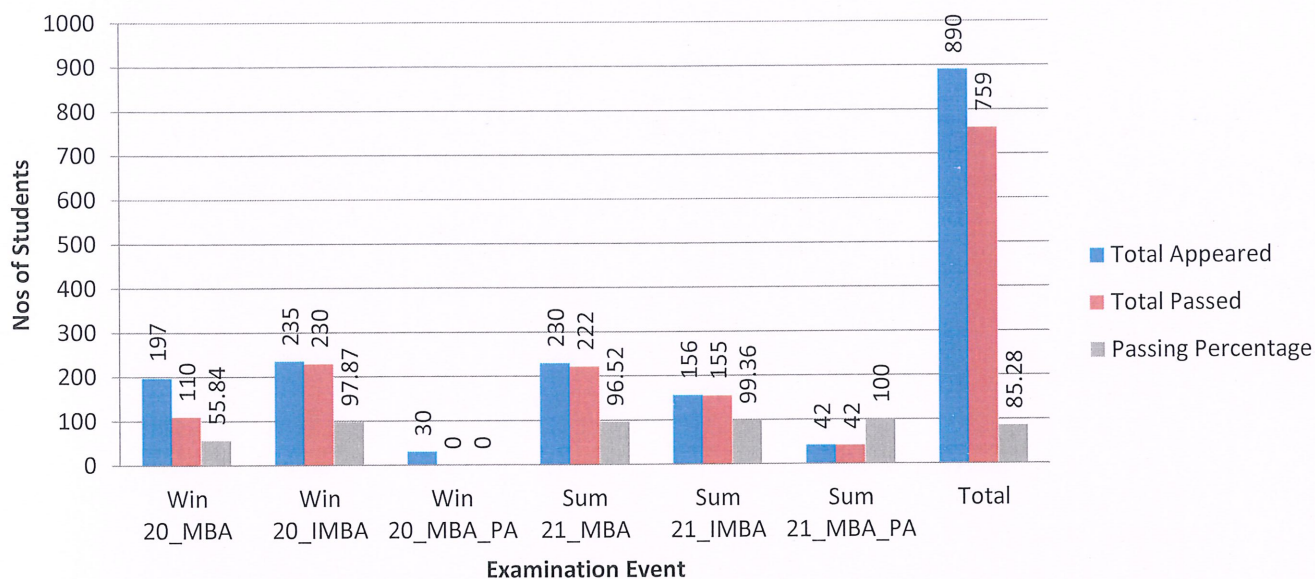
### MBA, IMBA & MBA (PA)

Sr. No.	Course	Total Appeared			Total Passed			Passing Percentage	Absent No.
		Male	Female	Total	Male	Female	Total		
1	Win 20_MBA	120	77	197	62	48	110	55.84	2
2	Win 20_IMBA	136	99	235	135	95	230	97.87	1
3	Win 20_MBA_PA	22	8	30	0	0	0	0	0
4	Sum 21_MBA	143	87	230	135	87	222	96.52	1
5	Sum 21_IMBA	93	63	156	92	63	155	99.36	0
6	Sum 21_MBA_PA	30	12	42	30	12	42	100.00	0
Total		544	346	890	454	305	759	85.28	4





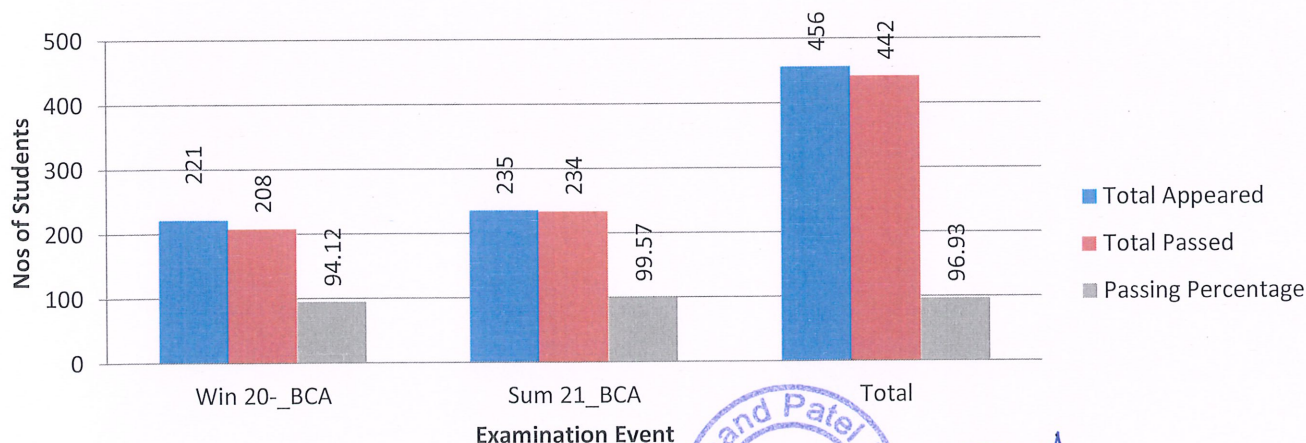

## MBA, IMBA & MBA (PA)



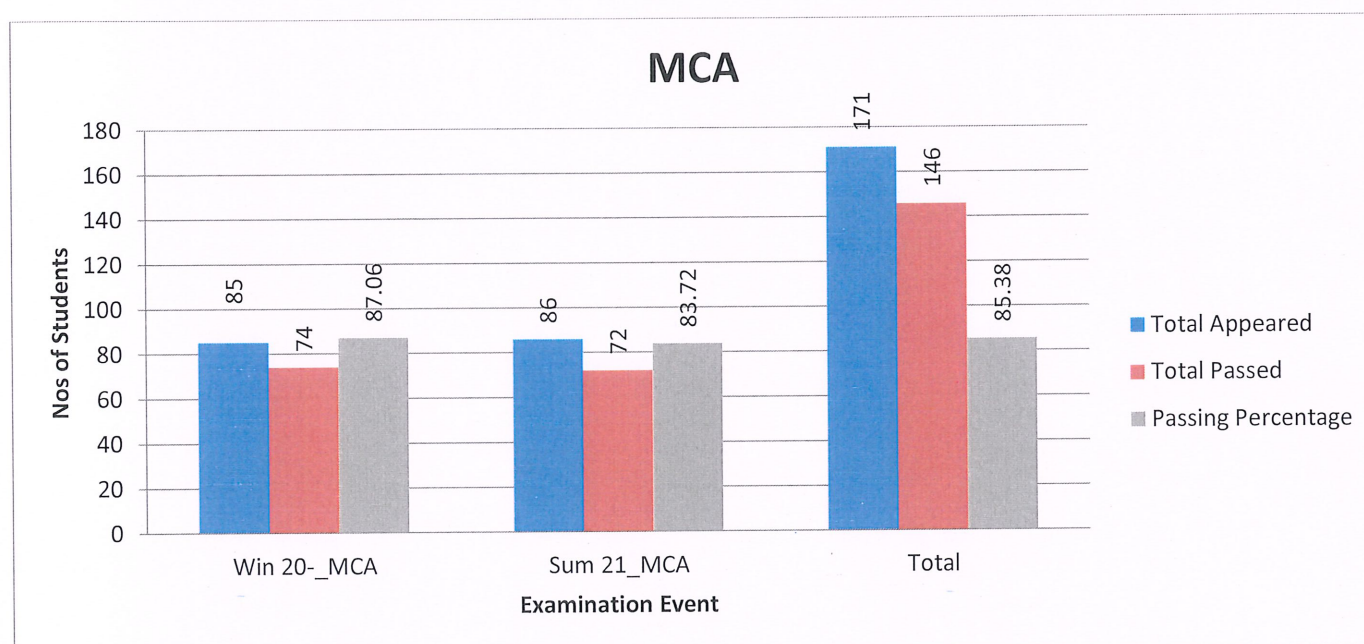
## BCA

Sr. No.	Course	Total Appeared			Total Passed			Passing Percentage	Absent No.
		Male	Female	Total	Male	Female	Total		
1	Win 20_BCA	157	64	221	147	61	208	94.12	0
2	Sum 21_BCA	172	63	235	171	63	234	99.57	0
Total		329	127	456	318	124	442	96.93	0

## BCA



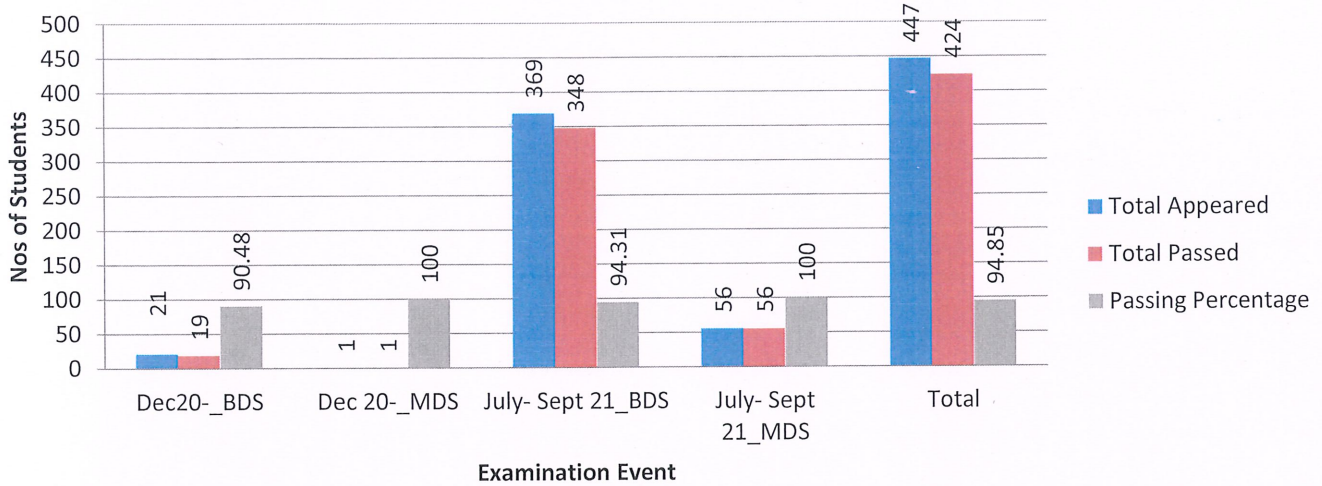
MCA									
Sr. No.	Course	Total Appeared			Total Passed			Passing Percentage	Absent No.
		Male	Female	Total	Male	Female	Total		
1	Win 20_MCA	49	36	85	42	32	74	87.06	0
2	Sum 21_MCA	46	40	86	40	32	72	83.72	0
Total		95	76	171	82	64	146	85.38	0



BDS & MDS									
Sr. No.	Course	Total Appeared			Total Passed			Passing Percentage	Absent No.
		Male	Female	Total	Male	Female	Total		
1	Dec20_BDS	13	8	21	11	8	19	90.48	0
2	Dec 20_MDS	0	1	1	0	1	1	100	0
3	July- Sept 21_BDS	114	255	369	101	247	348	94.31	0
4	July- Sept 21_MDS	24	32	56	24	32	56	100.00	0
Total		151	296	447	136	288	424	94.85	0




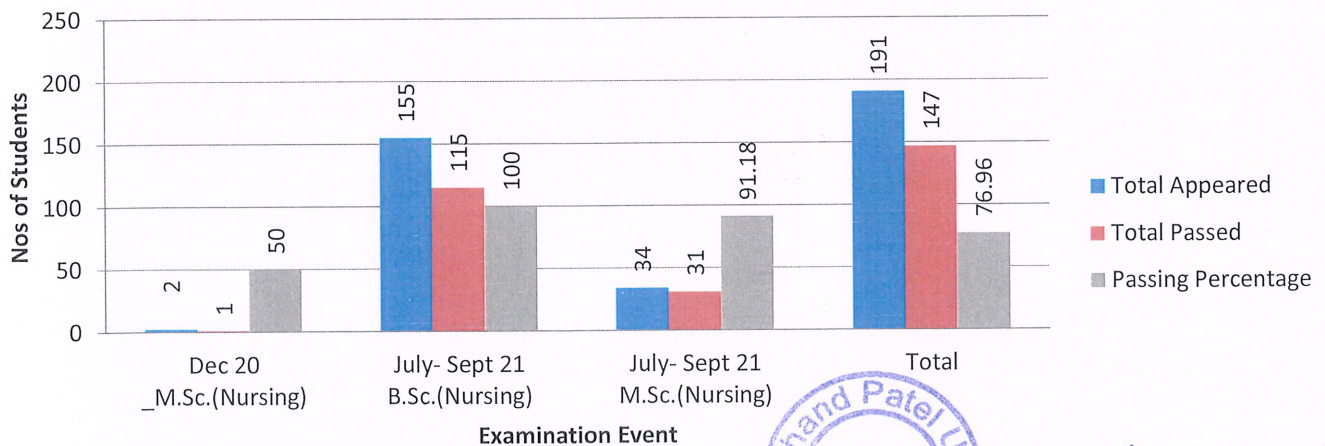
### BDS & MDS



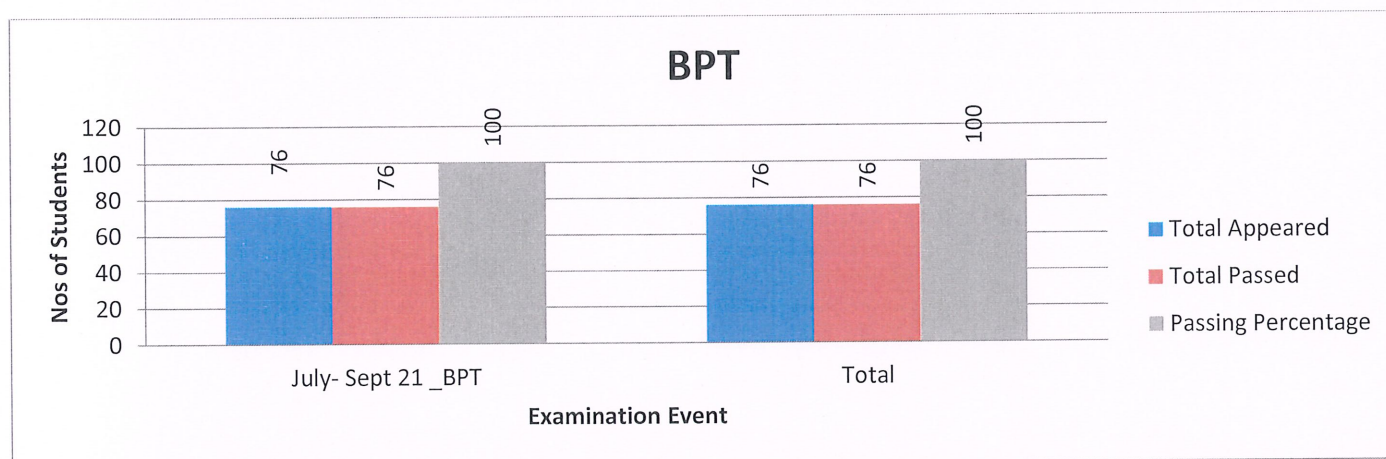
### B.Sc. & M.Sc. (Nursing)

Sr. No.	Course	Total Appeared			Total Passed			Passing Percentage	Absent No.
		Male	Female	Total	Male	Female	Total		
1	Dec 20 _M.Sc.(Nursing)	2	0	2	1	0	1	50.00	0
2	July- Sept 21 B.Sc.(Nursing)	37	118	155	37	118	115	100.00	0
3	July- Sept 21 M.Sc.(Nursing)	6	28	34	6	25	31	91.18	0
Total		45	146	191	44	143	147	76.96	0

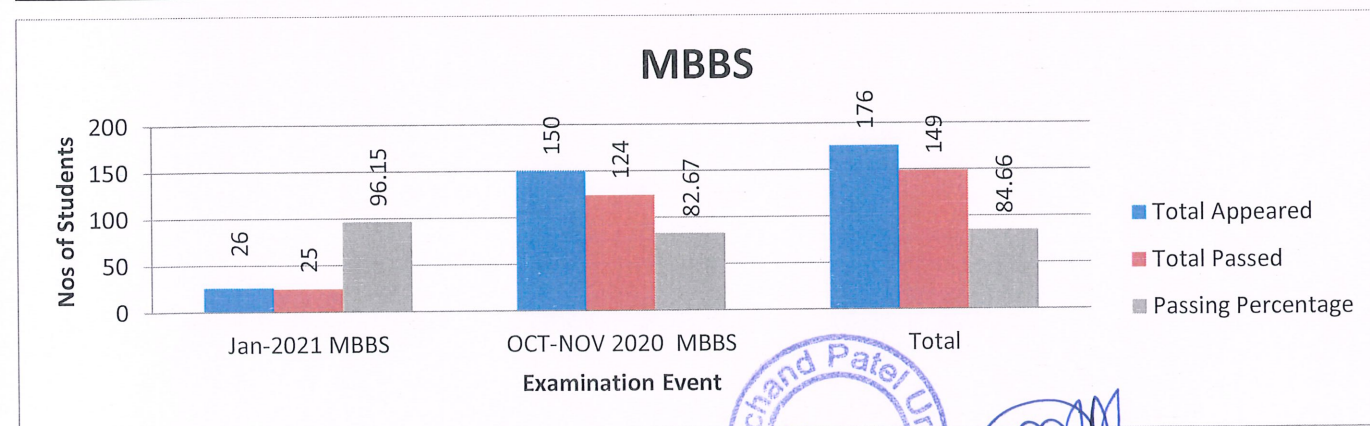
### B.Sc. & M.Sc. (Nursing)



BPT									
Sr. No.	Course	Total Appeared			Total Passed			Passing Percentage	Absent No.
		Male	Female	Total	Male	Female	Total		
1	July- Sept 21 _BPT	21	55	76	21	55	76	100	0
Total		21	55	76	21	55	76	100	0



MBBS									
Sr. No.	Course	Total Appeared			Total Passed			Passing Percentage	Absent No.
		Male	Female	Total	Male	Female	Total		
1	Jan-2021 MBBS	15	11	26	14	11	25	96.15	0
2	OCT-NOV 2020 MBBS	69	81	150	54	70	124	82.67	0
Total		84	92	176	68	81	149	84.66	0





### 3. Result of final Semester/Year of all program.


Program wise total number of students appeared and number of students passed in final Semester/Year examinations are as mentioned below.

#### Number of final year students of all the programmes

Year	Programme Code	Programme Name	Number of students appeared in the final year examination (UG + PG)	Number of students who passed in final year examination (UG + PG)
2020-21	ET101	Bachelor of Technology (B. Tech.) in Mechanical Engineering	45	45
2020-21	ET103	Bachelor of Technology (B. Tech.) in Computer Engineering	38	38
2020-21	ET105	Bachelor of Technology (B. Tech.) in Information Technology	21	21
2020-21	ET106	Bachelor of Technology (B. Tech.) in Civil Engineering	52	52
2020-21	ET201	Master of Technology (M. Tech.) in Mechanical Engineering (CAD/CAM)	2	2
2020-21	ET203	Master of Technology (M. Tech.) in Computer Engineering (Software Engineering)	5	5
2020-21	ET206	Master of Technology (M. Tech.) in Civil (Structural Engineering)	14	11
2020-21	ET207	Master of Technology (M. Tech.) in Cyber Security	1	1
2020-21	ET208	Master of Technology (M. Tech.) in WCT	1	1
2020-21	MS201	Master of Business Administration (MBA)	45	41
2020-21	CS201	Master of Computer Applications (MCA)	30	30
2020-21	PH101	Bachelor of Pharmacy (B. Pharm)	59	59
2020-21	PH202	Master of Pharmacy (M. Pharm) in Pharmaceutical Quality Assurance	14	14
2020-21	NR101	B.Sc. (Nursing)	39	39
2020-21	NR201	M.Sc. (Nursing) Medical Surgical Nursing	4	4



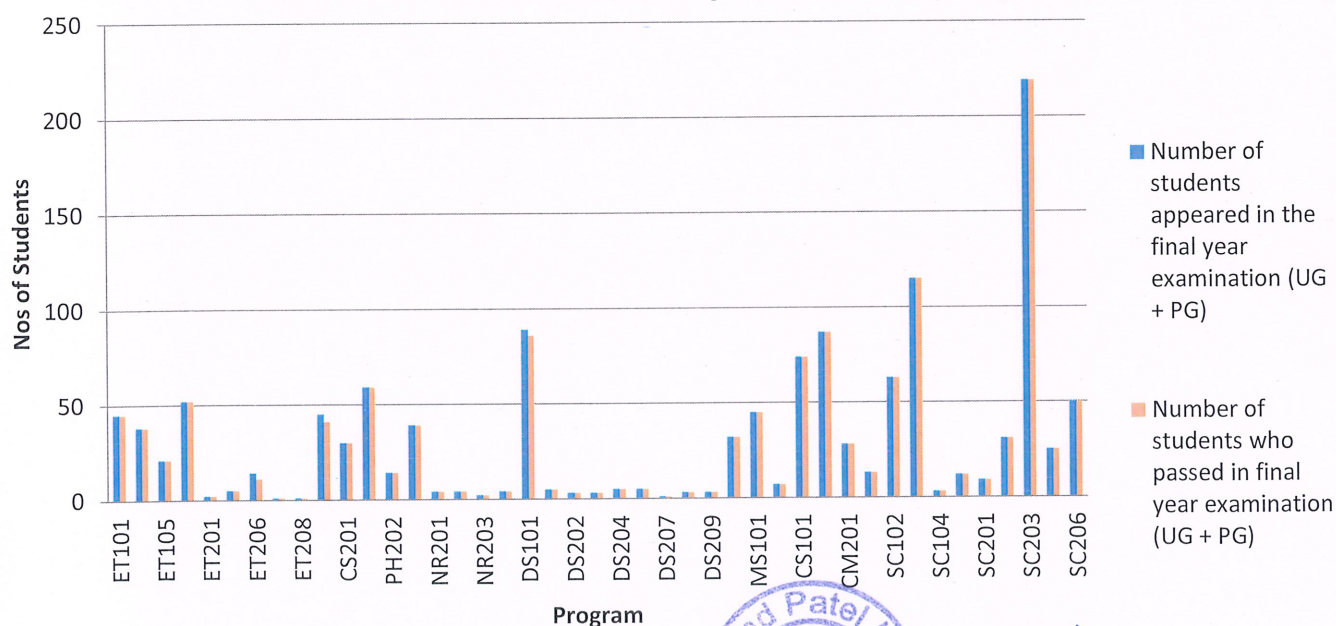
Year	Programme Code	Programme Name	Number of students appeared in the final year examination (UG + PG)	Number of students who passed in final year examination (UG + PG)
2020-21	NR202	M.Sc. (Nursing) Obstetric & Gynecological Nursing	4	4
2020-21	NR203	M.Sc. (Nursing) Community Health Nursing	2	2
2020-21	NR204	M.Sc. (Nursing) Child Health (Paediatric) Nursing	4	4
2020-21	DS101	Bachelor of Dental Surgery (B.D.S.)	89	86
2020-21	DS201	Master of Dental Surgery(MDS) in Prosthodontics and Crown & Bridge	5	5
2020-21	DS202	Master of Dental Surgery(MDS) in Periodontology	3	3
2020-21	DS203	Master of Dental Surgery(MDS) in Oral & Maxillofacial Surgery	3	3
2020-21	DS204	Master of Dental Surgery(MDS) in Conservative Dentistry and Endodontics	5	5
2020-21	DS205	Master of Dental Surgery(MDS) in Orthodontics & Dentofacial Orthopedics	5	5
2020-21	DS207	Master of Dental Surgery(MDS) in Public Health Dentistry	1	1
2020-21	DS208	Master of Dental Surgery(MDS) in Pediatric and Preventive Dentistry	3	3
2020-21	DS209	Master of Dental Surgery(MDS) in Oral Medicine & Radiology	3	3
2020-21	PT101	Bachelor of Physiotherapy (BPT)	32	32
2020-21	MS101	Bachelor of Business Administration (B.B.A.)	45	45
2020-21	MS102	B.Sc.(Fashion Designing and Management)	7	7
2020-21	CS101	Bachelor of Computer Application (B.C.A.)	74	74
2020-21	CM101	Bachelor of Commerce (B.Com.) (English Medium)	87	87
2020-21	CM201	Master of Commerce (M.Com.) (English Medium)	28	28





Year	Programme Code	Programme Name	Number of students appeared in the final year examination (UG + PG)	Number of students who passed in final year examination (UG + PG)
2020-21	SC102	Bachelor of Science (B.Sc) in Microbiology	63	63
2020-21	SC103	Bachelor of Science (B.Sc) in Chemistry	115	115
2020-21	SC104	Bachelor of Science (B.Sc) in Mathematics	3	3
2020-21	SC105	Bachelor of Science (B.Sc) in Physics	12	12
2020-21	SC201	Master of Science (M.Sc.) in Biotechnology	9	9
2020-21	SC202	Master of Science (M.Sc.) in Microbiology	31	31
2020-21	SC203	Master of Science (M.Sc.) in Chemistry	219	219
2020-21	SC204	Master of Science (M.Sc.) in Mathematics	25	25
2020-21	SC206	Post Graduate Diploma in Medical Laboratory Technology(PGDMLT)	50	50
<b>Total</b>			<b>1310</b>	<b>1300</b>
<b>Pass percentage</b>			<b>99.24%</b>	

### Result of final Semester/Year of all program.



#### 4. Average number of days for declaration of results.


Examiners are assessed the answer books at central assessment facility in SPU. Answer books are made available for assessment from the next day of completion of subject examination. Following is the average number of days for declaration of results.

#### Average number of days from the date of last semester-end/ year- end examination till the declaration of results

Program Name	Program Code	Semester/ year	Event	Last date of the last semester-end/ year-end examination	Date of declaration of results of semester-end/ year- end examination	Nos of Days	Semester/ year	Event	Last date of the last semester-end/ year-end examination	Date of declaration of results of semester-end/ year-end examination	Nos of Days	Average Days
<b>2020-21</b>												
<b>Even Semester</b>							<b>Odd Semester</b>					
Bachelor of Commerce	CM101	Sem-6	Summer 2021	19-05-21	03-06-21	15	Sem-5	Winter 2020	01-01-21	09-01-21	8	11.5
Master of Commerce	CM201	Sem-4	Summer 2021	05-06-21	10-06-21	5	Sem-3	Winter 2020	24-12-20	09-01-21	16	10.5
Bachelor of Computer Application	CS101	Sem-6	Summer 2021	01-07-21	09-07-21	8	Sem-5	Winter 2020	30-12-20	09-01-21	10	9
Master of Computer Application	CS201	Sem-4	Summer 2021	15-05-21	22-05-21	7	Sem-5	Winter 2020	30-12-20	09-01-21	10	8.5
Bachelor of Technology	ET101 to ET106	Sem-8	Summer 2021	28-05-21	10-06-21	13	Sem-7	Winter 2020	06-01-21	12-01-21	6	9.5
Master of Technology	ET201 to ET206	Sem-4	Summer 2021	15-05-21	03-06-21	19	Sem-3	Winter 2020	06-01-21	09-01-21	3	11
Bachelor of Business Administration	MS101	Sem-6	Summer 2021	18-05-21	29-05-21	11	Sem-5	Winter 2020	21-12-20	13-01-21	23	17
Master of Business Administration	MS201	Sem-4	Summer 2021	27-05-21	03-06-21	7	Sem-3	Winter 2020	06-01-21	13-01-21	7	7



Program Name	Program Code	Semester/ year	Event	Last date of the last semester-end/ year-end examination	Date of declaration of results of semester-end/ year- end examination	Nos of Days	Semester/ year	Event	Last date of the last semester-end/ year-end examination	Date of declaration of results of semester-end/ year-end examination	Nos of Days	Average Days
Bachelor of Pharmacy WEF 2016	PH101	Sem-8	Summer 2021	26-05-21	03-06-21	8	Sem-7	Winter 2020	06-01-21	18-01-21	12	10
Bachelor of Pharmacy WEF 2017	PH101	Sem-8	Summer 2021	28-05-21	03-06-21	6	Sem-7	Winter 2020	06-01-21	18-01-21	12	9
Master of Pharmacy	PH202	Sem-4	Summer 2021	28-07-21	30-07-21	2	Sem-3	Winter 2020	02-01-21	20-01-21	18	10
B.Sc. in Fashion Designing and Management	MS102	Sem-6 (wef.2018)	Summer 2021	11-05-21	29-05-21	18	Sem-5 (wef.2017)	Winter 2020	16-12-20	13-01-21	28	23
Bachelor of Science	SC101to SC105	Sem-6	Summer 2021	29-05-21	04-06-21	6	Sem-5	Winter 2020	06-01-21	12-01-21	6	6
Master of Science	SC201 to SC204	Sem-4	Summer 2021	25-05-21	04-06-21	10	Sem-3	Winter 2020	06-01-21	12-01-21	6	8
PGMLT	SC206	Sem-2	Summer 2021	16-07-22	06-08-21	21	Sem-1	Winter 2020	01-04-2021	29-04-21	28	24.5
Year												
Bachelor of Physiotherapy	PT101	Final Year	July-Sept 2021	12-08-21	18-08-21	6	-	-	-	-	-	6
Bachelor of Science (Nursing)	NR101	Final Year	July-Sept 2021	25-09-21	05-10-21	10	-	-	-	-	-	10
Master of Science (Nursing)	NR201 to NR204	2nd Year	July-Sept 2021	25-09-21	04-10-21	9	-	-	-	-	-	9
Bachelor of Dental Surgery	DS101	Final Year	July-Sept 2021	28-08-21	03-09-21	6	-	-	-	-	-	6
Master of Dental Surgery	DS201 to DS208	3rd Year	July-Sept 2021	13-07-21	15-07-21	2	-	-	-	-	-	2
Total Average Days 2020-21												10.38




## 5. Details of UFM Cases.

UFM cases reported during the examination is entered in digital portal of SPU on the day of examination and concerned institute submit the report to examination section of SPU.

Following is the details of UFM cases reported in academic year.

### Details of UFM Cases


Examination Event	Course	UG/PG	Branch	Semester/Year	No of UFM Students
Winter 2020	--	--	--	--	--
December 2020	--	--	--	--	--
Summer 2021	--	--	--	--	--
July - Sept. 2021	--	--	--	--	--
Nov. -Dec. 2021	--	--	--	--	--
Jan – Feb 2022	--	--	--	--	--
Total					00

## 6. Rechecking / Reassessment details.

Students have to apply for Re-checking /Re-Assessment of the course (subject) within specified time-limits as specified by SPU. The application shall be made in prescribed format of SPU along with the applicable fees payable. The application without necessary details shall not be considered by SPU. Following is the details of students applied for Rechecking / Reassessment in academic year.

### Details of Students applied for Rechecking & Reassessment

Examination Event	Number of applications received for revaluation	Number of students appeared in final exam	Percentage per year
Winter 2020	22	4023	0.55
December 2020	01	24	4.17
OCT-NOV 2020	0	150	0
Jan 2021	1	26	3.85
Summer 2021	02	4286	0.04
July - Sept. 2021	38	690	5.50
Total	64	9199	0.69





## 7. Details of Degree Award in Convocation.

The students who have successfully completed all the academic requirements prescribed for the program are eligible for award of the degree in convocation of academic year. A total of **1343** were conferred in Convocation of SPU with the program wise details are as follows:

### Degree Award Detail

SR. No.	Name of Degree	No. of Awardees
1	Bachelor of Commerce (B.Com.)	87
2	Master of Commerce (M.Com.)	28
3	Bachelor of Computer Application (B.C.A.)	74
4	Master of Computer Application (M.C.A.)	31
5	Bachelor of Technology (B.Tech.)	183
6	Master of Technology (M.Tech.)	20
7	Bachelor of Business Administration (B.B.A.)	45
8	Bachelor of Science (Fashion Designing and Management)	7
9	Master of Business Administration (M.B.A.)	41
10	Bachelor of Pharmacy (B.Pharm.)	59
11	Master of Pharmacy (M.Pharm.)	15
12	Bachelor of Science (B.Sc.)	209
13	Master of Science (M.Sc.)	285
14	Post Graduate Diploma in Medical Laboratory Technology (PGDMLT)	50
15	Bachelor of Dental Surgery (B.D.S.)	86
16	Master of Dental Surgery (M.D.S.)	28
17	Bachelor of Science (B.Sc. Nursing)	39
18	Master of Science (M.Sc. Nursing)	14
19	Bachelor of Physiotherapy (B.P.T.)	32
20	Doctor of Philosophy (Ph.D.) <ul style="list-style-type: none"> <li>• Faculty of Commerce (1)</li> <li>• Faculty of Pharmacy (6)</li> <li>• Faculty of Science &amp; Humanities (2)</li> <li>• Faculty of Engineering &amp; Technology (1)</li> </ul>	10
<b>Total</b>		<b>1343</b>

## 8. Convocation Summary.

Program wise (UG/PG/PhD) number of student's statistical analysis is presented. The students with academic excellence from constituent institutions of SPU were honored by awarding the Gold Medals. Program wise Gold Medals were awarded by The Hon'ble President, The Chief guest and The Provost.

Total 40 Gold Medals were awarded as mentioned below.

### Convocation Summary

Marking System	Gender	Distinction	First Class	Second Class	Pass Class	Total
Grade System	Male	294	303	83	01	681
	Female	291	152	09	01	453
	<b>Total</b>	<b>585</b>	<b>455</b>	<b>92</b>	<b>02</b>	<b>1134</b>
Mark System	Male	03	23	31	-	57
	Female	09	89	44	-	142
	<b>Total</b>	<b>12</b>	<b>112</b>	<b>75</b>	<b>-</b>	<b>199</b>
<b>Overall Total</b>		<b>597</b>	<b>567</b>	<b>167</b>	<b>02</b>	<b>1333</b>

### Degree wise Summary Report

Marking System	Gender	PG Diploma	Undergraduate	Postgraduate	Ph.D.	Total Students
Grade System	Male	15	428	238	-	681
	Female	35	236	182	-	453
	<b>Total</b>	<b>50</b>	<b>664</b>	<b>420</b>	<b>-</b>	<b>1134</b>
Mark System	Male	-	42	15	-	57
	Female	-	115	27	-	142
	<b>Total</b>	<b>-</b>	<b>157</b>	<b>42</b>	<b>-</b>	<b>199</b>
Doctor of Philosophy (Ph.D.)	Male	-	-	-	07	07
	Female	-	-	-	03	03
	<b>Total</b>	<b>-</b>	<b>-</b>	<b>-</b>	<b>10</b>	<b>10</b>
<b>Overall Total</b>		<b>50</b>	<b>821</b>	<b>462</b>	<b>10</b>	<b>1343</b>





### Faculty Wise Program Wise Summary

Sr. No	Faculty	Course	No. of Students	In Presentia	In Absentia	Male	Female	Gold Medal	Gold Medal (Overall)
1	Engineering & Technology B.Tech. (183)	B.Tech. (Civil)	52	41	11	47	05	01	01
		B.Tech. (CE)	38	26	12	24	14	01	
		B.Tech. (EE)	26	19	07	25	01	--	
		B.Tech. (EC)	01	01	00	00	01	01	
		B.Tech. (IT)	21	14	07	17	04	01	
		B.Tech. (Mech)	45	32	13	44	01	01	
	Engineering & Technology M.Tech. (20)	M.Tech. (CAD/CAM)	02	02	00	02	00	01	01
		M.Tech. (CE-SE)	05	04	01	02	03	01	
		M.Tech. (Civil-Structure)	11	09	02	07	04	01	
		M.Tech. (Cyber Security)	01	01	--	00	01	01	
		M.Tech. (EC-WCT)	01	00	01	01	0	--	
	Doctor of Philosophy (01)	Ph.D.	01	01	00	--	01	--	--
2	Management (93)	BBA	45	32	13	29	16	01	--
		B.Sc. (Fashion Designing and Management)	07	05	02	00	07	01	--
		MBA	41	13	28	26	15	03	01
3	Pharmacy B.Pharm. (59)	B.Pharm.	59	46	13	33	26	01	--
	Pharmacy M.Pharm. (15)	M.Pharm (Pharmaceutical Quality Assurance)	14	05	09	06	08	01	--
		M.Pharm. (Pharmaceutics)	01	00	01	01	00	--	
	Doctor of Philosophy (06)	Ph.D.	06	06	00	04	02	--	--
4	Science	B.Sc. (Biotechnology)	13	11	02	04	09	01	01

	B.Sc. (209)	B.Sc. (Chemistry)	117	70	47	75	42	01	
		B.Sc. (Mathematics)	04	02	02	03	01	--	
		B.Sc. (Microbiology)	63	42	21	14	49	01	
		B.Sc. (Physics)	12	06	06	09	03	01	
	Science M.Sc. (285)	M.Sc. (Biotechnology)	09	03	06	04	05	01	01
		M.Sc. (Chemistry)	219	114	105	148	71	02	
		M.Sc. (Mathematics)	26	10	16	12	14	01	
		M.Sc. (Microbiology)	31	17	14	06	25	01	
	Science PGDMLT (50)	Post Graduate Diploma in Medical Laboratory Technology	50	19	31	15	35	01	--
	Doctor of Philosophy (01)	Ph.D.	02	02	00	02	--	--	--
5	Commerce (115)	B.Com.	87	66	21	56	31	01	--
		M.Com.	28	22	06	05	23	01	--
	Doctor of Philosophy (01)	Ph.D.	01	01	00	01	--	--	--
6	Computer Science (105)	BCA	74	42	32	48	26	01	--
		MCA	31	13	18	18	13	01	--
7	B.Sc. Nursing (39)	B.Sc. (Nursing)	39	38	01	08	31	01	--
8	M.Sc. Nursing (14)	M.Sc. (Nursing - CHN- PAED)	04	04	00	02	02	--	--
		M.Sc. (Nursing - CHN)	02	01	01	01	01	--	
		M.Sc. (Nursing - MHN)	04	04	00	00	04	--	
		M.Sc. (Nursing - OBG)	04	04	00	00	04	--	
9	Dental Sciences (BDS) (86)	BDS	86	82	04	20	66	01	--
10	Dental	MDS (CONS)	05	05	00	02	03	--	01



	Sciences (MDS) (28)	MDS (OS)	03	03	00	02	01	--	
		MDS (OMR)	03	02	01	00	03	--	
		MDS (ORTHO)	05	04	01	03	02	--	
		MDS (PEDO)	03	01	02	00	03	--	
		MDS (PERIO)	03	02	01	01	02	01	
		MDS (PROSTHO)	05	04	01	03	02	01	
		MDS (PHD)	01	00	01	01	00	--	
11	Physiotherapy (BPT) (32)	BPT	32	26	06	14	18	--	--
<b>Total Students</b>			<b>1343</b>	<b>877</b>	<b>466</b>	<b>745</b>	<b>598</b>	<b>34</b>	<b>06</b>

## 9. Status of Automation in Examinations

The current IT integration and reforms in the examination procedures and processes have brought many significant improvements in the examination. Implementation of ERP which has helped in automating examination processes, making them more effective and efficient. Various processes, starting from the registration of students for the examination till the declaration of results are streamlined and enhanced the efficiency of examination. Automation in examinations is introduced to ensure transparency, reduction of evaluation days, speedy processing, early redressal of examination related grievances and early publication of results.

Examinations Automation solution provided by MKCL, Pune is used since May 2016 and examination activities covered in automation are summarized below:

1. Configuration of teaching and evaluation scheme of each course as per subject code and name.
2. Generation of Examination form in institute login and also in student login.
3. Online submission of received examination forms through digital portal of SPU by the institute.
4. Generation of seat number & Hall Tickets with photo & signature of student and approved by CoE and digital copies are provided through institute login and e-Suvidha application.
5. Examination day and subject wise attendance report (Jr. Supervisor report) generation.

6. On line Entry of Absent and UFM cases on the day of examination.
7. Examination day and subject wise Main primary barcode generation for pasting on main answer book.
8. Examination seating arrangement.
9. Invite question papers through digital portal.
10. Upload the subject wise final selected question paper in Secure Remote Paper Delivery system.
11. Suitable encryption system and secure system for the transmission of Question Papers to Examination centre at the allotted time. Password is generated through automated system and sent it to registered mobile number.
12. Barcode reader is used for Main barcode and examiner barcode mapping and marks data entry is completed accurately.
13. Capturing the internal, practical marks awarded by examiners at institute level directly to examination server.
14. Automatic Grade , SGPA and CGPA Calculations.
15. Results processing and generation of result reports.
16. Declaration and uploading of examination results on SPU website along with provisional copy of mark sheets for online access.
17. The results are also made available through e-Suvidha online portal using personal login of students.
18. Generation of mark sheet /grade sheet for printing. Printed mark sheet/grade sheet includes security features along with photograph, QR code and hologram.
19. Generation of convocation data of eligible students for award of degrees.
20. Application for degree certificates to be received from the eligible students for degree award.
21. Individual students can access the following using e-Suvidha Application
  - View and Update Profile
  - Download Examination Form
  - View and Download Examination Time-Table
  - Download Examination Hall Ticket
  - View Result of End-Semester/Year Examination
  - View Result His/Her History





Examination Automation System enables us to properly organize data of SPU and constituent colleges. Data is well managed and easily archived and retrieved.

After the admission process, each enrolled student in SPU is provided with a unique user id and password. Using this id, the student can login in to the student portal designed by SPU. In the portal, student can view and manage their academic activities. Immediately after the admission each student is required to complete the course registration in the student portal.

Continuous internal assessments and end-semester assessments are compiled through ERP. The same has resulted in improving the speed of compilation of results that are error-free. SGPA, CGPA, and results are accurately calculated. The use of stationary has largely reduced with the implementation of ERP. The efficiency of the examination department has significantly improved and reduced the manpower requirements at the same time, saving costs for SPU.

With the implementation of IT integration, the examination management system has become more accessible to students and faculty members. Students can access the system from anywhere, at any time, using their mobile devices or computers.

#### **Observations:**


It is observed that students were aware with the examination rules before appearing in the examinations. Following the key observations,

- Total number of students appeared in examinations during A.Y 2020-21 = **9199**
- Average number of days from the date of last semester-end/ year- end examination till the declaration of results = **10.38**
- Total **1343** students who have successfully completed all the academic requirements prescribed for the program are eligible for award of the degree in convocation of academic year and awarded degree. Also **40** students awarded Gold Medal.
- Effective IT integration in examination process, the efficiency of the examination section has significantly improved and reduced the manpower requirements.



## Conclusion

During the COVID-19 pandemic outbreak, recommend to conduct proctored online examinations while maintaining the sanctity of academic expectations and the integrity of the examination process. For that it is suggested to conduct practical examinations and viva-voce sessions through Google Classroom and Google Meet.



Controller of Examinations  
Sankalchand Patel University  
Visnagar (Gujarat)







# **SANKALCHAND PATEL** **UNIVERSITY**

॥ अथातो ज्ञानजिज्ञासा ॥

**Sankalchand Patel Vidyadham,  
Ambaji - Gandhinagar Highway,  
Visnagar 384315, India**

[www.spu.ac.in](http://www.spu.ac.in)

