



**SANKALCHAND PATEL
UNIVERSITY**

॥ अथातो ज्ञानजिज्ञासा ॥

SANKALCHAND PATEL UNIVERSITY

EXAMINATION REPORT

(AY - 2021-2022)

Sankalchand Patel Vidyadham,

Ambaji - Gandhinagar Highway,

Visnagar 384315, India

www.spu.ac.in




VISION

“To become world class University
through philanthropic practices”

MISSION

“We serve society to develop and prosper
by building human capital”



INDEX

Sr. No	Contents	Page No
1	Introduction	01
2	Examination event wise result Summary	02
3	Result of final Semester/Year of all program	12
4	Average number of days for declaration of results	15
5	Details of UFM Cases	17
6	Grievances - Rechecking / Reassessment details	17
7	Details of Degree Award in Convocation	18
8	Convocation Summary	21
9	Status of Automation in Examinations	25



Examination Report (AY - 2021-2022)

1. Introduction

Examination department ensures transparency in all its activities that adequately support all students and institutions. The Examination Department administers secured processes & systems and work in close collaboration with institutions, external organizations and individuals.

During the Academic Year the Examination Section of SPU office conducted end Semester/Year Examinations as per the academic calendar of program. Academic Calendar is issued by SPU right before the commencement of academic session. Academic calendar contains key dates that are important to all students and faculty members of constituent institute which includes the start and end dates of semester, exam dates etc., Date of Examination is notified as per Academic Calendar for both odd and even semesters. A detailed Examination schedule is proposed by the concerned Dean/Principal and it is finally approved by examination section of SPU. As per teaching and examination scheme the evaluation of student's performance is completed and declared the result under the headship of Controller of Examination. SPU follows the Annual System / Semester System of examination.

Annual Examination:

With reference to the Annual academic courses, Annual Examination are conducted at the end of the Academic year. This is to review and evaluate the learning outcome of the courses and for the assessment of each student and to assess whether the student has acquired requisite knowledge and skills of the respective subject domain.

Semester Examination:

SPU follows the semester system in some courses where the academic year is divided into two terms. The end semester examination (Winter Examination & Summer Examination) is conducted by SPU.



Examination Event wise Starting date of Semester Exam & Yearly Examination


Sr. No.	Exam Event	Starting Date of Exam (Semester wise)	Starting Date of Exam (Year wise)	No. of Students Appeared
1	Winter 2021	13-11-2021	-	4458
2	Nov Dec 2021	-	15-11-2021	277
3	Jan Feb 2022	-	15-11-2021	165
4	April 2022	-	01-02-2022	11
5	Summer 2022	10-05-2021	-	4916
6	July - Sept. 2022	-	30-06-2023	520
Total Students (2021-22)				10347

Preparation of Question Paper:

Process to prepare question papers had been started two months before the commencement of Examinations. The concerned faculty dean proposed the panel of examiners by considering the Experts in the subjects and recognized as paper setters/examiners to SPU examination section and it is approved by the competent authority of SPU. The appointed paper setter upload the question paper subject wise on the portal by using login ID and password. All paper setting was made in three sets for each subject by experienced course experts from reputed college/SPU. Finally selected question paper of each subject is downloaded at the examination centre on the day of examination before 45 minutes by receiving password on registered mobile number of concerned institute. Question paper of each subject is printed & block wise packets are prepared as per requirement in the presence of Observer at the examination control room in each institute.

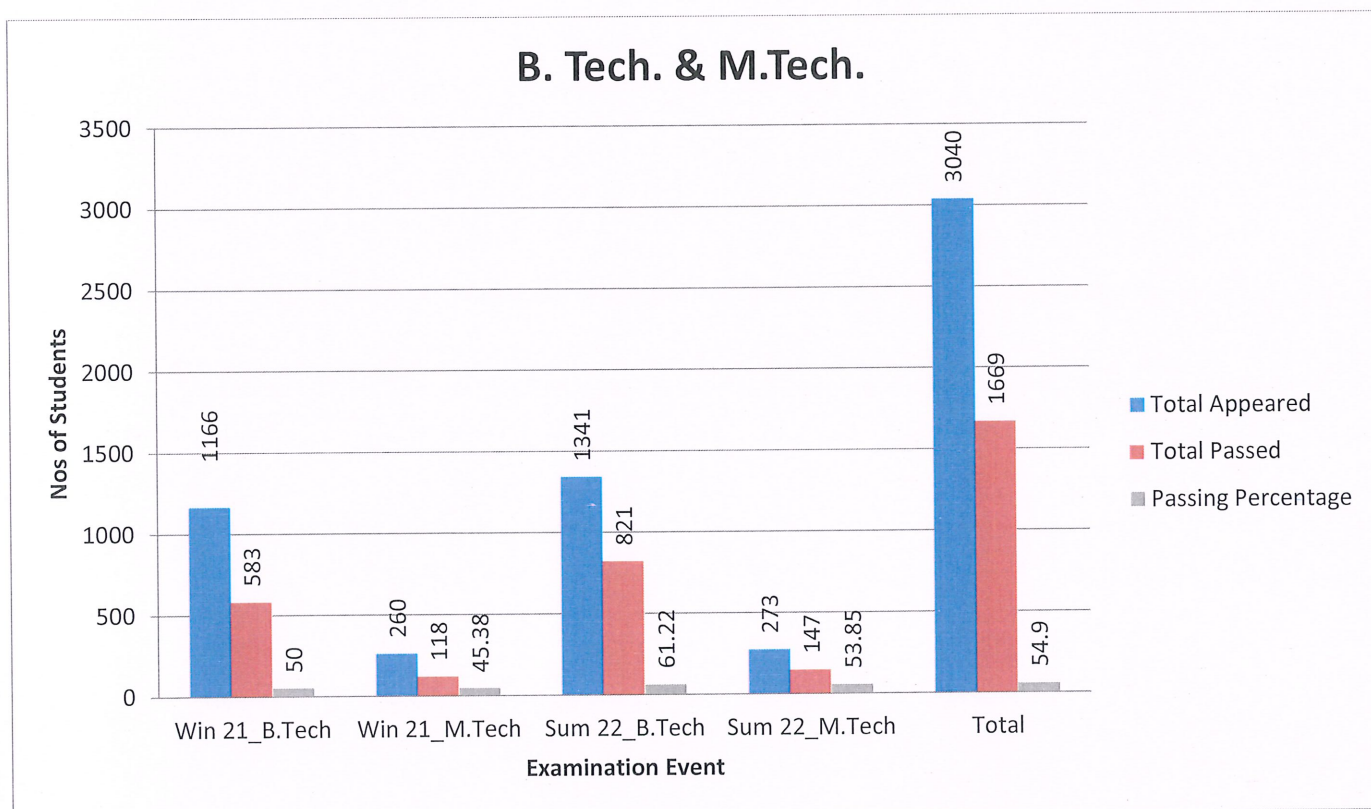
2. Examination event wise result Summary.

All the results of academic year for all program were declared within time limit after the completion of examination. The Examination event wise & program wise total number of students appeared in the examinations and pass percentage results are mentioned in the Result summary table.

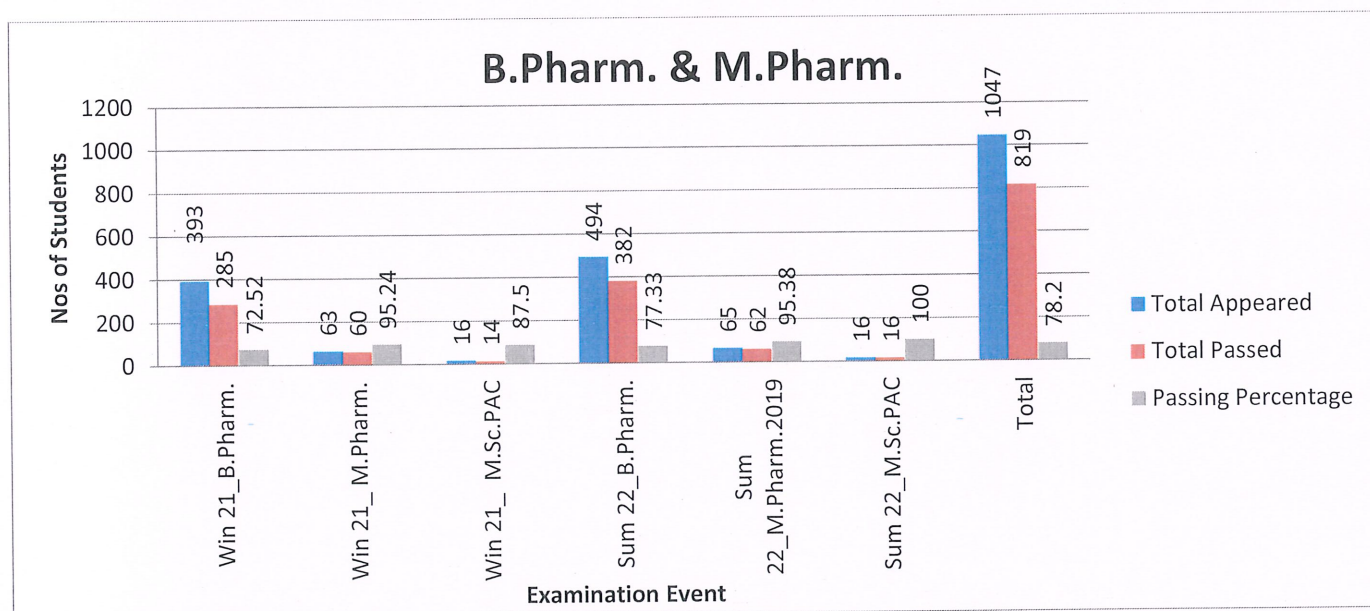


Event wise Result Summary

B. Tech. & M.Tech.									
Sr. No.	Course	Total Appeared			Total Passed			Passing Percentage	Absent No.
		Male	Female	Total	Male	Female	Total		
1	Win 21_B.Tech	1000	166	1166	461	122	583	50.00	41
2	Win 21_M.Tech	231	29	260	100	18	118	45.38	33
3	Sum 22_B.Tech	1170	171	1341	686	135	821	61.22	31
4	Sum 22_M.Tech	244	29	273	127	20	147	53.85	66
Total		2645	395	3040	1374	295	1669	54.90	171

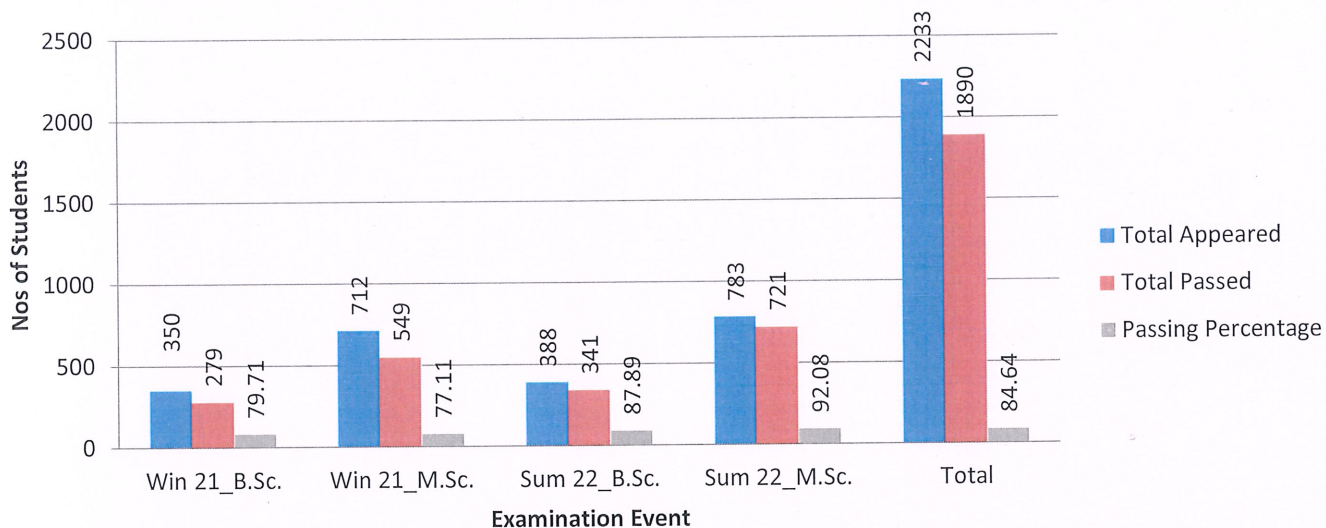



B.Pharm. & M.Pharm.									
Sr. No.	Course	Total Appeared			Total Passed			Passing Percentage	Absent No.
		Male	Female	Total	Male	Female	Total		
1	Win 21_B.Pharm.	240	153	393	150	135	285	72.52	0
2	Win 21_ M.Pharm.	35	28	63	32	28	60	95.24	0
3	Win 21_ M.Sc.PAC	15	1	16	13	1	14	87.50	1
4	Sum 22_B.Pharm.	325	169	494	227	155	382	77.33	1
5	Sum 22_M.Pharm.2019	37	28	65	34	28	62	95.38	2
6	Sum 22_M.Sc.PAC	15	1	16	15	1	16	100	0
Total		667	380	1047	471	348	819	78.2	4



B.Sc. & M.Sc.									
Sr. No.	Course	Total Appeared			Total Passed			Passing Percentage	Absent No.
		Male	Female	Total	Male	Female	Total		
1	Win 21_B.Sc.	160	190	350	111	168	279	79.71	4
2	Win 21_M.Sc.	471	241	712	337	212	549	77.11	2
3	Sum 22_B.Sc.	192	196	388	157	184	341	87.89	0
4	Sum 22_M.Sc.	537	246	783	483	238	721	92.08	2
Total		1360	873	2233	1088	802	1890	84.64	8


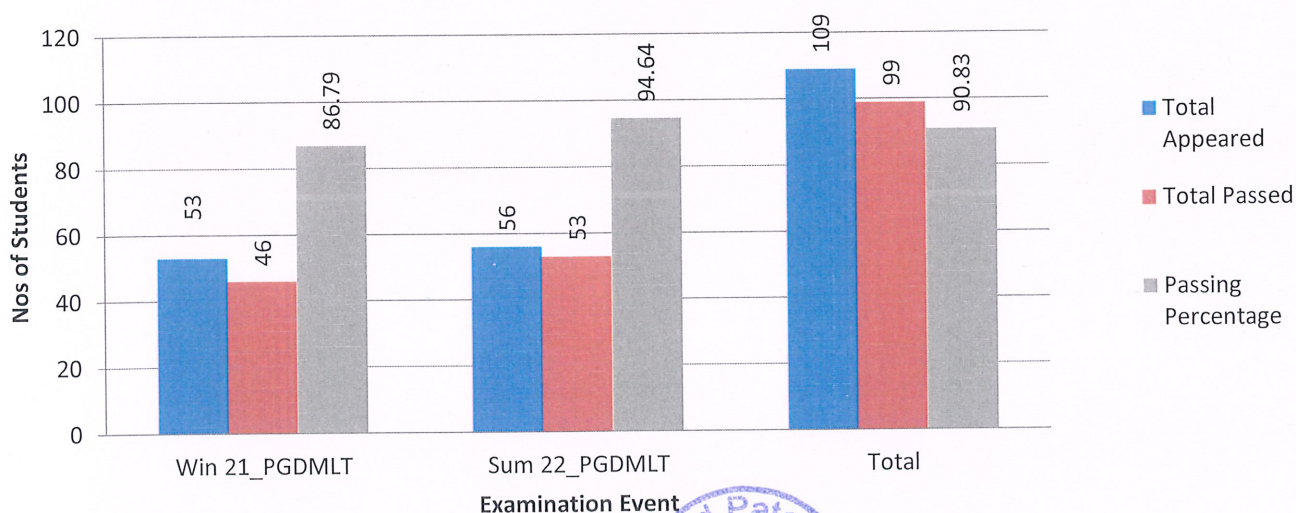
B.Sc. & M.Sc.



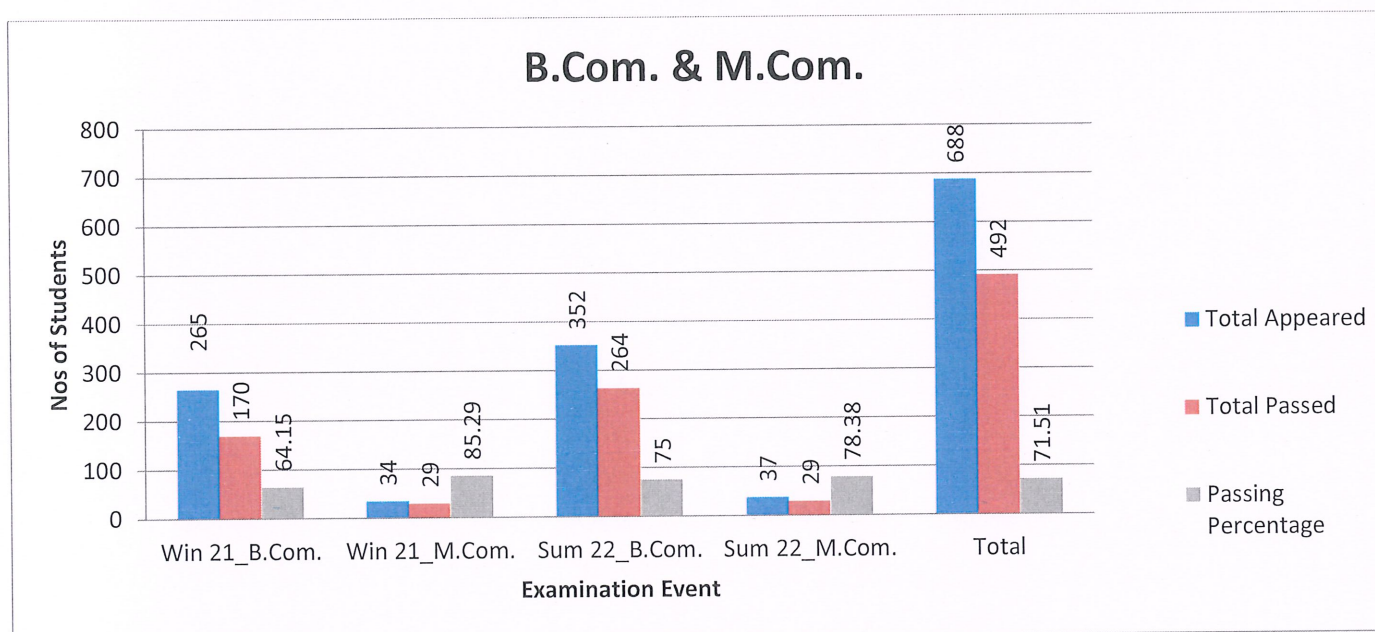
PGDMLT

Sr. No.	Course	Total Appeared			Total Passed			Passing Percentage	Absent No.
		Male	Female	Total	Male	Female	Total		
1	Win 21_PGDMILT	16	37	53	12	34	46	86.79	0
2	Sum 22_PGDMILT	19	37	56	17	36	53	94.64	0
Total		35	74	109	29	70	99	90.83	0

PGDMLT

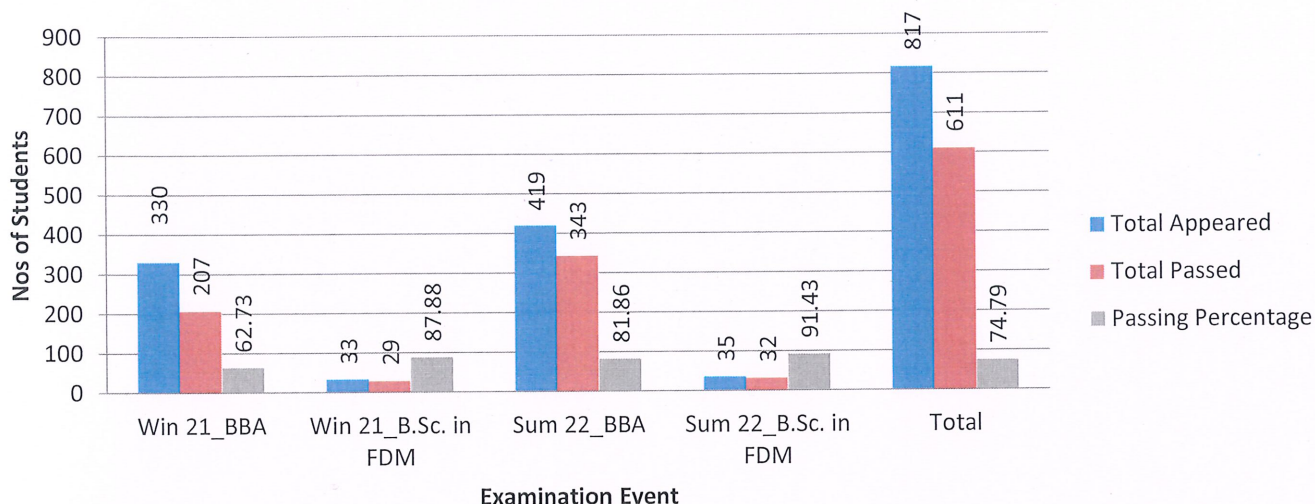


B.Com. & M.Com.									
Sr. No.	Course	Total Appeared			Total Passed			Passing Percentage	Absent No.
		Male	Female	Total	Male	Female	Total		
1	Win 21_B.Com.	145	120	265	74	96	170	64.15	0
2	Win 21_M.Com.	18	16	34	13	16	29	85.29	0
3	Sum 22_B.Com.	209	143	352	143	121	264	75.00	2
4	Sum 22_M.Com.	22	15	37	16	13	29	78.38	1
Total		394	294	688	246	246	492	71.51	3



BBA & B.Sc. in FDM									
Sr. No.	Course	Total Appeared			Total Passed			Passing Percentage	Absent No.
		Male	Female	Total	Male	Female	Total		
1	Win 21_BBA	210	120	330	116	91	207	62.73	0
2	Win 21_B.Sc. in FDM	0	33	33	0	29	29	87.88	2
3	Sum 22_BBA	277	142	419	212	131	343	81.86	2
4	Sum 22_B.Sc. in FDM	0	35	35	0	32	32	91.43	2
Total		487	330	817	328	283	611	74.79	6

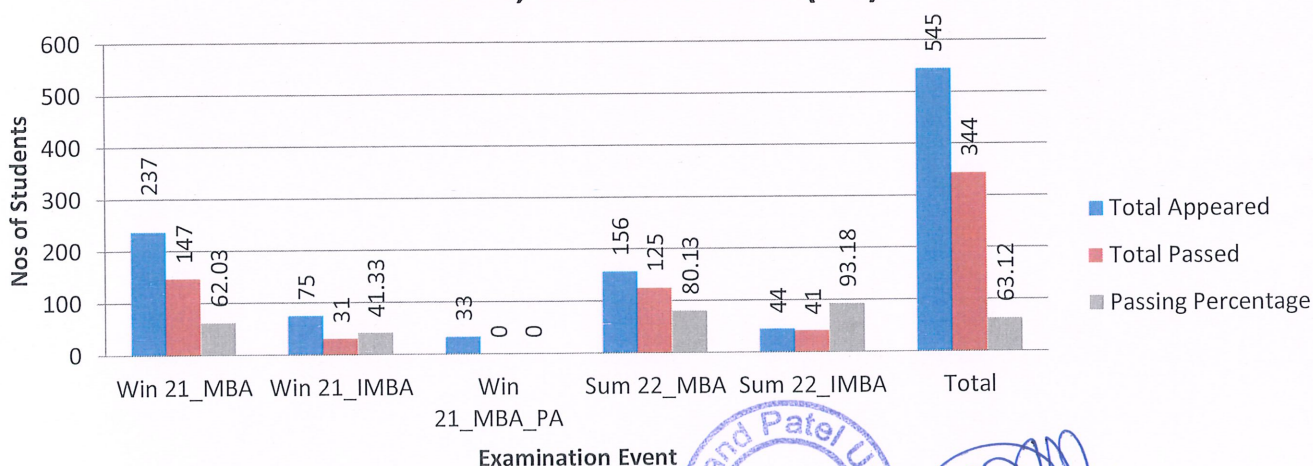
BBA & B.Sc. in FDM



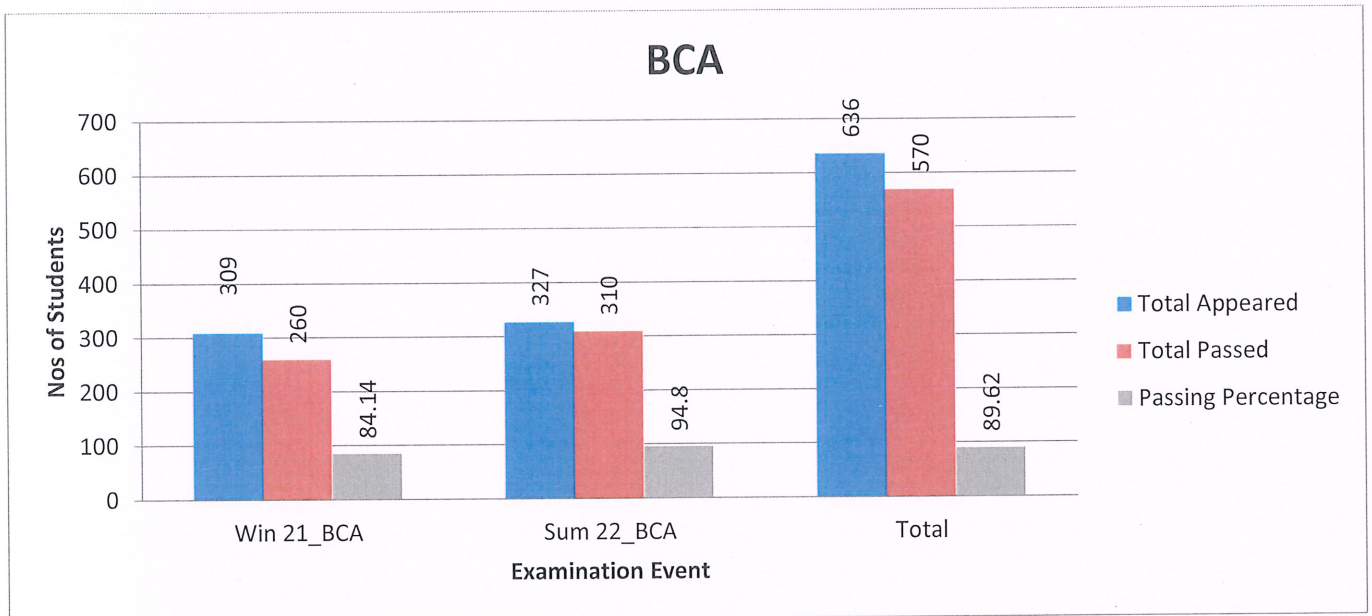
MBA, IMBA & MBA (PA)

Sr. No.	Course	Total Appeared			Total Passed			Passing Percentage	Absent No.
		Male	Female	Total	Male	Female	Total		
1	Win 21_MBA	150	87	237	86	61	147	62.03	82
2	Win 21_IMBA	41	34	75	10	21	31	41.33	35
3	Win 21_MBA_PA	24	9	33	0	0	0	0	33
4	Sum 22_MBA	90	66	156	66	59	125	80.13	11
5	Sum 22_IMBA	18	26	44	16	25	41	93.18	0
Total		323	222	545	178	166	344	63.12	161

MBA, IMBA & MBA (PA)



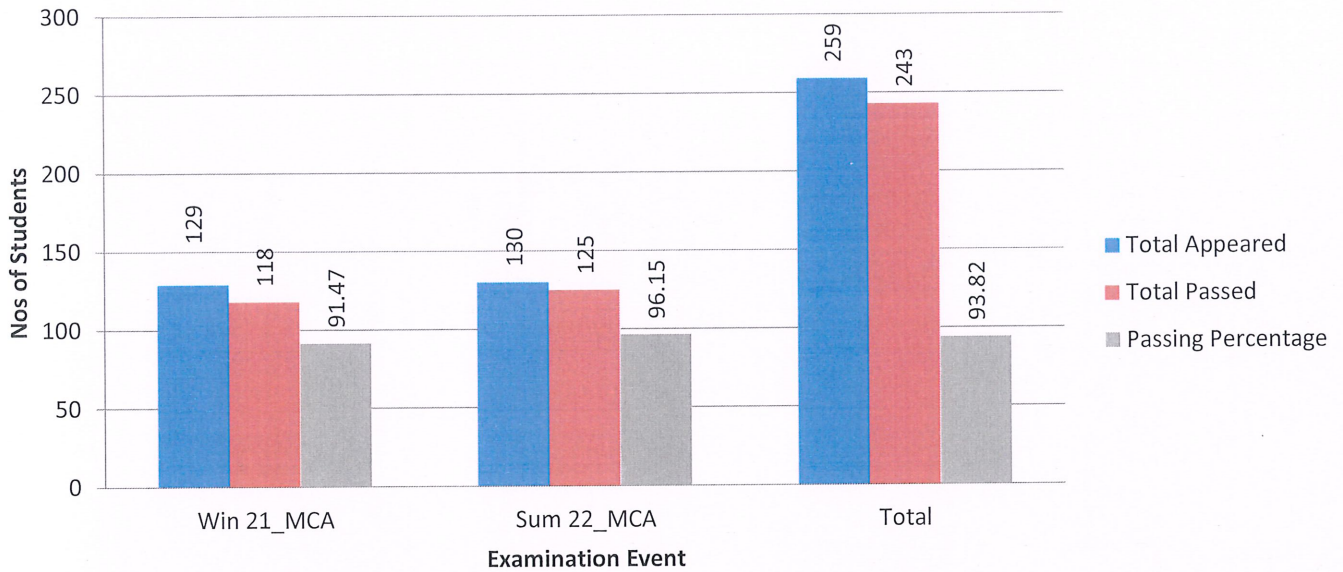
BCA									
Sr. No.	Course	Total Appeared			Total Passed			Passing Percentage	Absent No.
		Male	Female	Total	Male	Female	Total		
1	Win 21_BCA	242	67	309	197	63	260	84.14	5
2	Sum 22_BCA	262	65	327	247	63	310	94.80	1
Total		504	132	636	444	126	570	89.62	6



MCA									
Sr. No.	Course	Total Appeared			Total Passed			Passing Percentage	Absent No.
		Male	Female	Total	Male	Female	Total		
1	Win 21_MCA	66	63	129	59	59	118	91.47	4
2	Sum 22_MCA	90	62	130	65	60	125	96.15	2
Total		156	125	259	124	119	243	93.82	6




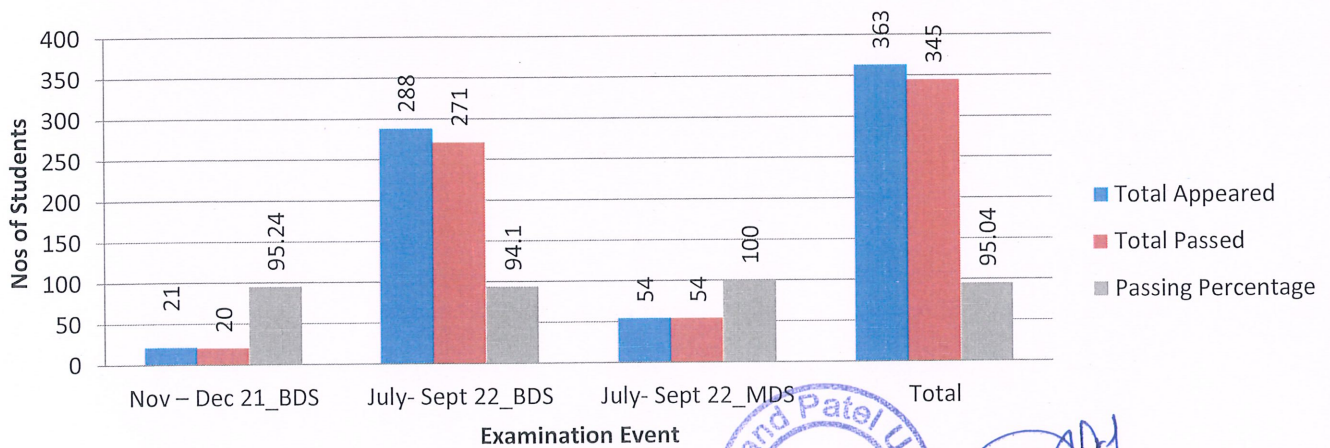

MCA



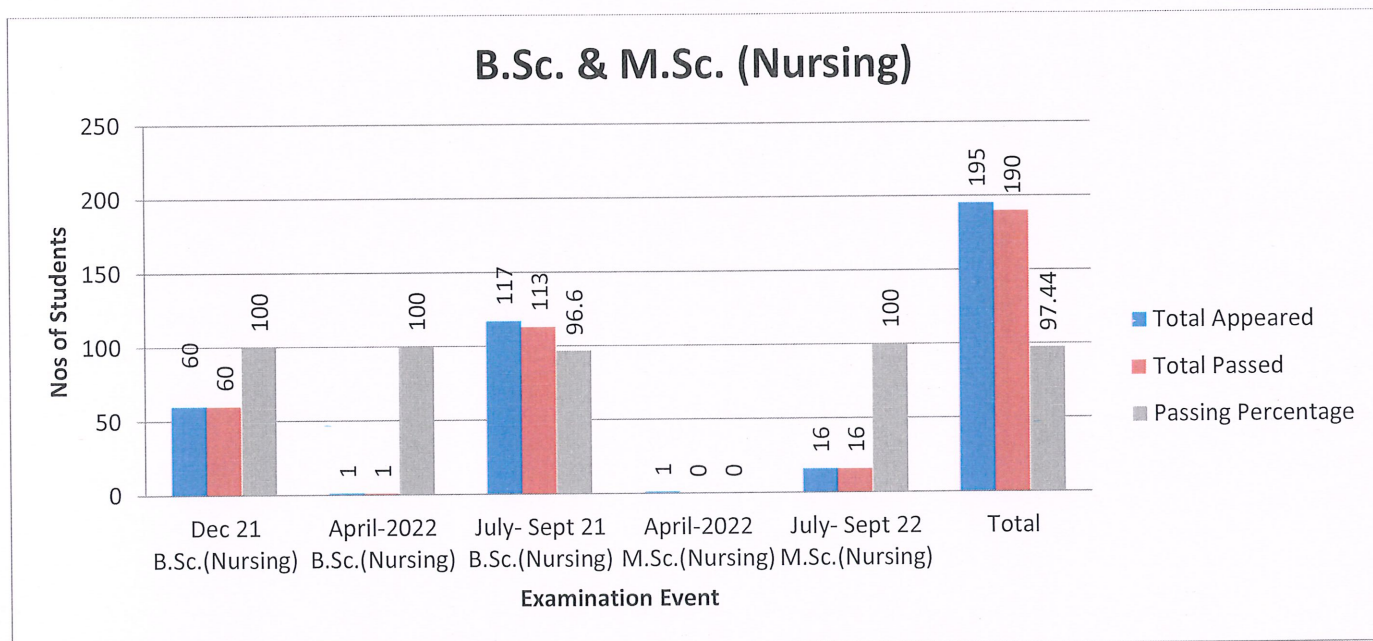
BDS & MDS

Sr. No.	Course	Total Appeared			Total Passed			Passing Percentage	Absent No.
		Male	Female	Total	Male	Female	Total		
1	Nov - Dec 21_BDS	12	9	21	11	9	20	95.24	0
2	July- Sept 22_BDS	83	205	288	71	200	271	94.10	0
3	July- Sept 22_MDS	21	33	54	21	33	54	100	0
Total		116	247	363	103	242	345	95.04	0

BDS & MDS

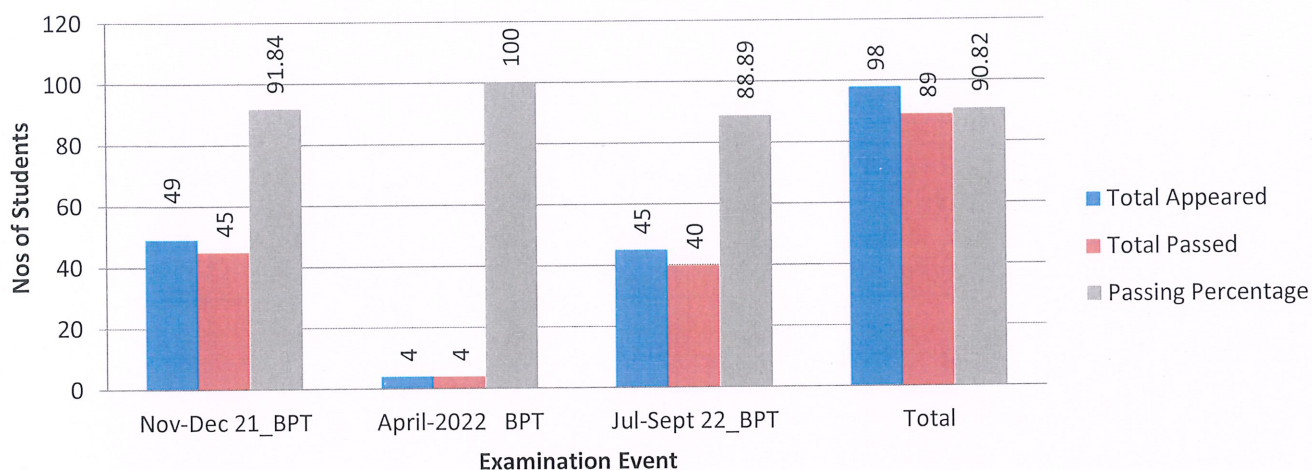


B.Sc. & M.Sc. (Nursing)									
Sr. No.	Course	Total Appeared			Total Passed			Passing Percentage	Absent No.
		Male	Female	Total	Male	Female	Total		
1	Dec 21 B.Sc.(Nursing)	11	49	60	11	49	60	100	0
	April-2022 B.Sc.(Nursing)	0	1	1	0	1	1	100	0
2	July- Sept 21 B.Sc.(Nursing)	29	88	117	26	87	113	96.6	0
	April-2022 M.Sc.(Nursing)	0	1	1	0	0	0	0	0
4	July- Sept 22 M.Sc.(Nursing)	3	13	16	3	13	16	100	0
Total		43	152	195	40	150	190	97.44	0



BPT									
Sr. No.	Course	Total Appeared			Total Passed			Passing Percentage	Absent No.
		Male	Female	Total	Male	Female	Total		
1	Nov-Dec 21_BPT	14	35	49	13	32	45	91.84	0
2	April-2022 BPT	1	3	4	1	3	4	100	0
3	Jul-Sept 22_BPT	13	32	45	9	31	40	88.89	0
Total		28	70	98	23	66	89	90.82	0


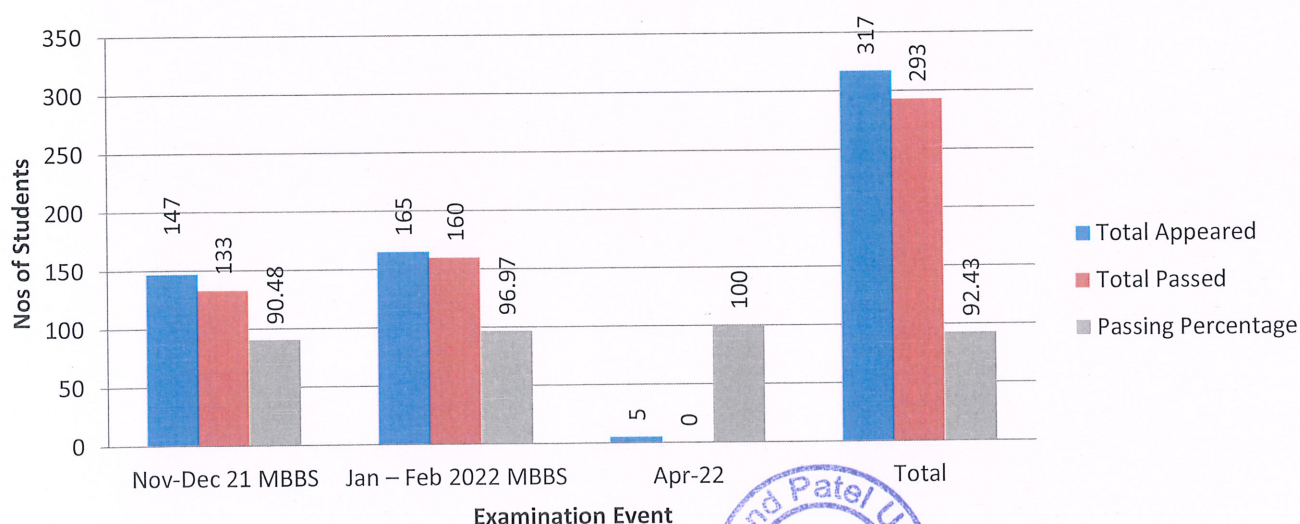
BPT



MBBS

Sr. No.	Course	Total Appeared			Total Passed			Passing Percentage	Absent No.
		Male	Female	Total	Male	Female	Total		
1	Nov-Dec 21 MBBS	66	81	147	60	73	133	90.48	0
2	Jan - Feb 2022 MBBS	67	98	165	66	94	160	96.97	0
3	April 2022	5	0	5	0	5	0	100	0
Total		138	179	317	126	172	293	92.43	0

MBBS






3. Result of final Semester/Year of all program.


Program wise total number of students appeared and number of students passed in final Semester/Year examinations are as mentioned below.

Number of final year students of all the programmes

Year	Programme Code	Programme Name	Number of students appeared in the final year examination (UG + PG)	Number of students who passed in final year examination (UG + PG)
2021-22	ET101	Bachelor of Technology (B. Tech.) in Mechanical Engineering	46	45
2021-22	ET103	Bachelor of Technology (B. Tech.) in Computer Engineering	72	66
2021-22	ET105	Bachelor of Technology (B. Tech.) in Information Technology	25	23
2021-22	ET106	Bachelor of Technology (B. Tech.) in Civil Engineering	35	33
2021-22	ET107	Bachelor of Technology (B. Tech.) in Information and Communication Technology	16	15
2021-22	ET201	Master of Technology (M. Tech.) in Mechanical Engineering (CAD/CAM)	8	5
2021-22	ET203	Master of Technology (M. Tech.) in Computer Engineering (Software Engineering)	4	4
2021-22	ET206	Master of Technology (M. Tech.) in Civil (Structural Engineering)	40	21
2021-22	ET207	Master of Technology (M. Tech.) in Cyber Security	6	5
2021-22	MS201	Master of Business Administration (MBA)	66	59
2021-22	CS201	Master of Computer Applications (MCA)	42	41
2021-22	PH101	Bachelor of Pharmacy (B. Pharm)	57	53
2021-22	PH201	Master of Pharmacy (M. Pharm) in Pharmaceutics	17	17
2021-22	PH202	Master of Pharmacy (M. Pharm) in Pharmaceutical Quality Assurance	16	16
2021-22	PA101	Master of Science (M.Sc.) in Pharmaceutical Analytical Chemistry	15	15
2021-22	NR101	B.Sc. (Nursing)	58	57
2021-22	NR201	M.Sc. (Nursing) Medical Surgical Nursing	2	2

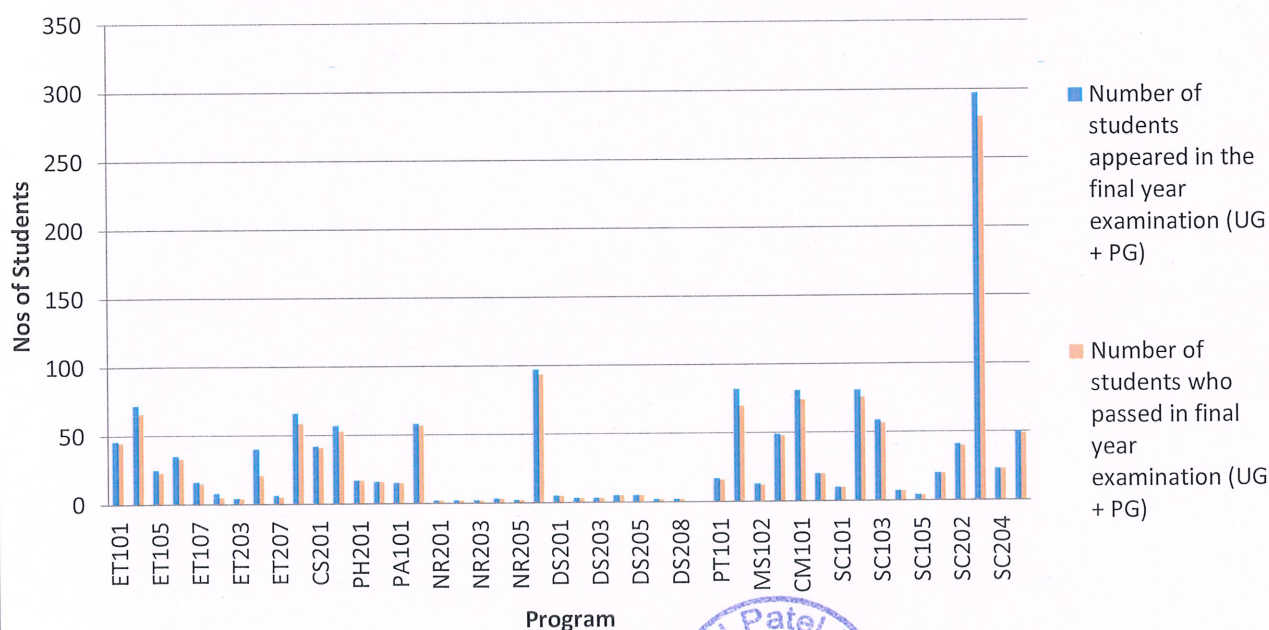



Year	Programme Code	Programme Name	Number of students appeared in the final year examination (UG + PG)	Number of students who passed in final year examination (UG + PG)
2021-22	NR202	M.Sc. (Nursing) Obstetric & Gynecological Nursing	2	2
2021-22	NR203	M.Sc. (Nursing) Community Health Nursing	2	2
2021-22	NR204	M.Sc. (Nursing) Child Health (Paediatric) Nursing	3	3
2021-22	NR205	M.Sc. (Nursing) Mental Health (Psychiatric) Nursing	2	2
2021-22	DS101	Bachelor of Dental Surgery (B.D.S.)	97	94
2021-22	DS201	Master of Dental Surgery(MDS) in Prosthodontics and Crown & Bridge	5	5
2021-22	DS202	Master of Dental Surgery(MDS) in Periodontology	3	3
2021-22	DS203	Master of Dental Surgery(MDS) in Oral & Maxillofacial Surgery	3	3
2021-22	DS204	Master of Dental Surgery(MDS) in Conservative Dentistry and Endodontics	5	5
2021-22	DS205	Master of Dental Surgery(MDS) in Orthodontics & Dentofacial Orthopedics	5	5
2021-22	DS207	Master of Dental Surgery(MDS) in Public Health Dentistry	2	2
2021-22	DS208	Master of Dental Surgery(MDS) in Pediatric and Preventive Dentistry	2	2
2021-22	DS209	Master of Dental Surgery(MDS) in Oral Medicine & Radiology	0	0
2021-22	PT101	Bachelor of Physiotherapy (BPT)	17	16
2021-22	MS101	Bachelor of Business Administration (B.B.A.)	82	70
2021-22	MS102	B.Sc.(Fashion Designing and Management)	13	12
2021-22	CS101	Bachelor of Computer Application (B.C.A.)	49	48
2021-22	CM101	Bachelor of Commerce (B.Com.) (English Medium)	81	74
2021-22	CM201	Master of Commerce (M.Com.) (English Medium)	20	20
2021-22	SC101	Bachelor of Science (B.Sc) in Biotechnology	10	10



Year	Programme Code	Programme Name	Number of students appeared in the final year examination (UG + PG)	Number of students who passed in final year examination (UG + PG)
2021-22	SC102	Bachelor of Science (B.Sc) in Microbiology	81	76
2021-22	SC103	Bachelor of Science (B.Sc) in Chemistry	59	57
2021-22	SC104	Bachelor of Science (B.Sc) in Mathematics	7	7
2021-22	SC105	Bachelor of Science (B.Sc) in Physics	4	4
2021-22	SC201	Master of Science (M.Sc.) in Biotechnology	20	20
2021-22	SC202	Master of Science (M.Sc.) in Microbiology	41	40
2021-22	SC203	Master of Science (M.Sc.) in Chemistry	297	280
2021-22	SC204	Master of Science (M.Sc.) in Mathematics	23	23
2021-22	SC206	Post Graduate Diploma in Medical Laboratory Technology (PGDMLT)	50	49
Total			1510	1411
Pass percentage			93.44%	

Result of final Semester/Year of all program.





4. Average number of days for declaration of results.

Examiners are assessed the answer books at central assessment facility in SPU. Answer books are made available for assessment from the next day of completion of subject examination. Following is the average number of days for declaration of results.

Average number of days from the date of last semester-end/ year- end examination till the declaration of results

Program Name	Program Code	Semester/ year	Event	Last date of the last semester-end/ year-end examination	Date of declaration of results of semester-end/ year- end examination	Nos of Days	Semester/ year	Event	Last date of the last semester-end/ year-end examination	Date of declaration of results of semester-end/ year-end examination	Nos of Days	Average Days
2021-22												
Even Semester							Odd Semester					
Bachelor of Commerce	CM101	Sem-6	Summer 2022	31-05-22	30-06-22	30	Sem-5	Winter 2021	02-12-21	06-01-22	35	32.5
Master of Commerce	CM201	Sem-4	Summer 2022	29-06-22	30-06-22	1	Sem-3	Winter 2021	30-12-21	24-01-22	25	13
Bachelor of Computer Application	CS101	Sem-6	Summer 2022	06-05-2022	19-05-22	13	Sem-5	Winter 2021	18-12-21	29-12-21	11	12
Master of Computer Application	CS201	Sem-4	Summer 2022	24-05-22	27-05-22	3	Sem-3	Winter 2021	10-01-22	24-01-22	14	8.5
Bachelor of Technology	ET101 to ET106	Sem-8	Summer 2022	30-05-22	21-06-22	22	Sem-7	Winter 2021	18-01-22	15-02-22	28	25
Master of Technology	ET201 to ET206	Sem-4	Summer 2022	02-06-22	26-06-22	24	Sem-3	Winter 2021	08-01-22	24-01-22	16	20
Bachelor of Business Administration	MS101	Sem-6	Summer 2022	02-05-2022	20-05-22	18	Sem-5	Winter 2021	19-11-21	03-01-22	45	31.5
Master of Business Administration	MS201	Sem-4	Summer 2022	31-05-22	13-07-22	43	Sem-3	Winter 2021	08-01-22	25-01-22	17	30

Program Name	Program Code	Semester/ year	Event	Last date of the last semester-end/ year- end examination	Date of declaration of results of semester-end/ year- end examination	Nos of Days	Semester/ year	Event	Last date of the last semester-end/ year- end examination	Date of declaration of results of semester-end/ year- end examination	Nos of Days	Average Days
Bachelor of Pharmacy	PH101	Sem-8	Summer 2022	27-05-2022	06-06-22	10	Sem-7	Winter 2021	18-12-2021	27-12-21	9	9.5
Master of Pharmacy	PH202	Sem-4	Summer 2022	10-06-22	30-06-22	20	Sem-3	Winter 2021	21-12-2021	06-01-22	16	18
Master of Science(PCA)	PA101	Sem-4	Summer 2022	21-05-22	27-05-22	6	Sem-3	Winter 2021	21-12-2021	06-01-22	16	11
Bachelor of Science(FDM)	MS102	Sem-6	Summer 2022	28-04-22	26-05-22	28	Sem-5	Winter 2021	18-12-21	03-01-22	16	22
Bachelor of Science	SC101to SC105	Sem-6	Summer 2022	01-06-22	18-06-22	17	Sem-5	Winter 2021	15-12-21	06-01-22	22	19.5
Master of Science	SC201 to SC204	Sem-4	Summer 2022	20-06-22	07-07-22	17	Sem-3	Winter 2021	08-01-22	25-01-22	17	17
PGMLT	SC206	Sem-2	Summer 2022	16-07-22	02-08-22	17	Sem-1	Winter 2021	23-02-22	09-03-22	14	15.5
Year												
Bachelor of Physiotherapy	PT101	Final Year	July-Sept 2022	09-09-22	14-09-22	5	-	-	-	-	-	5
Bachelor of Science (Nursing)	NR101	Final Year	July-Sept 2022	27-09-22	11-10-22	14	-	-	-	-	-	14
Master of Science (Nursing)	NR201 to NR204	2nd Year	July-Sept 2022	28-09-22	11-10-22	13	-	-	-	-	-	13
Bachelor of Dental Surgery	DS101	Final Year	July-Sept 2022	30-07-22	04-08-22	5	-	-	-	-	-	5
Master of Dental Surgery	DS201 to DS208	3rd Year	July-Sept 2022	20-07-22	25-07-22	5	-	-	-	-	-	5
Total Average Days 2021-22												16.35



5. Details of UFM Cases.

UFM cases reported during the examination is entered in digital portal of SPU on the day of examination and concerned institute submit the report to examination section of SPU. Following is the details of UFM cases reported in academic year.

Details of UFM Cases

Examination Event	Course	UG/PG	Branch	Semester/Year	No of UFM Students
Winter 2021	B.Tech	UG	Civil Engineering	5th	01
		UG	CE	3rd	01
	BCA	UG	BCA	5th	01
	BCOM	UG	BCOM	1ST	01
	MBA	PG	MBA	1ST	01
	MCA	PG	MCA	1ST	01
Nov-Dec 2021	--	--	--	--	--
April 2021	--	--	--	--	--
Summer 2022	--	--	--	--	--
July - Sept. 2022	--	--	--	--	--
Nov. - Dec. 2022	--	--	--	--	--
Jan - Feb 2023	--	--	--	--	--
Total					06

6. Rechecking / Reassessment details.

Students have to apply for Re-checking /Re-Assessment of the course (subject) within specified time-limits as specified by SPU. The application shall be made in prescribed format of SPU along with the applicable fees payable. The application without necessary details shall not be considered by SPU. Following is the details of students applied for Rechecking / Reassessment in academic year.




Details of Students applied for Rechecking & Reassessment


Examination Event	Number of applications received for revaluation	Number of students appeared in final exam	Percentage per year
Winter 2021	41	4458	0.92
NOV-DEC 2021	4	277	1.44
JAN-FEB 2022	0	165	0
April-2022	0	11	0
Summer -2022	67	4916	1.36
JULY-SEPT 2022	1	520	0.19
Total	113	10347	1.09

7. Details of Degree Award in Convocation.

The students who have successfully completed all the academic requirements prescribed for the program are eligible for award of the degree in convocation of academic year. A total of **1466** were conferred in Convocation of SPU with the program wise details are as follows:

SR. No.	Name of Degree	No. of Awardees
1	Bachelor of Commerce	73
2	Master of Commerce	20
3	Bachelor of Computer Application	48
4	Master of Computer Application	41
5	Bachelor of Technology in Civil Engineering	30
6	Bachelor of Technology in Computer Engineering	66
7	Bachelor of Technology in Electrical Engineering	23

8	Bachelor of Technology in Electronics and Communication	11
9	Bachelor of Technology in Information and Technology	22
10	Bachelor of Technology in Information and Communication Technology	15
11	Bachelor of Technology in Mechanical Engineering	45
12	Master of Technology in CAD/CAM	5
13	Master of Technology in CE (Software Engineering)	4
14	Master of Technology in Civil (Structural Engineering)	21
15	Master of Technology in Cyber Security	5
16	Bachelor of Business Administration	70
17	Bachelor of Science (Fashion Designing and Management)	12
18	Master of Business Administration (Human Resource)	18
19	Master of Business Administration (Marketing)	20
20	Master of Business Administration (Finance)	23
21	Bachelor of Pharmacy	53
22	Master of Pharmacy (Pharmaceutical Quality Assurance)	16
23	Master of Pharmacy (Pharmaceutics)	17
24	Master of Science (Pharmaceutical Analytical Chemistry)	15
25	Bachelor of Science (Biotechnology)	10
26	Bachelor of Science (Chemistry)	58
27	Bachelor of Science (Mathematics)	7
28	Bachelor of Science (Microbiology)	76
29	Bachelor of Science (Physics)	4
30	Master of Science (Biotechnology)	20
31	Master of Science (Chemistry) - Analytical	40



32	Master of Science (Chemistry) - Organic	239
33	Master of Science (Mathematics)	23
34	Master of Science (Microbiology)	40
35	Post Graduate Diploma in Medical Laboratory Technology	49
36	Bachelor of Dental Surgery	80
37	Master of Dental Surgery (Conservative Dentistry and Endodontics)	5
38	Master of Dental Surgery (Oral and Maxillofacial Surgery)	3
39	Master of Dental Surgery (Oral Medicine and Radiology)	0
40	Master of Dental Surgery (Orthodontics and Dentofacial Orthopedics)	5
41	Master of Dental Surgery (Pediatric and Preventive Dentistry)	2
42	Master of Dental Surgery (Periodontology)	3
43	Master of Dental Surgery (Prosthodontics and Crown and Bridge)	5
44	Master of Dental Surgery (Public Health Dentistry)	2
45	Bachelor of Physiotherapy	31
46	Bachelor of Science (Nursing)	57
47	Master of Science (Nursing) Child Health Nursing	4
48	Master of Science (Nursing) Community Health Nursing	3
49	Master of Science (Nursing) Obstetric Gynaecological Nursing	4
50	Master of Science(Nursing)Mental Health(Psychiatric)Nursing	3
51	Master of Science (Nursing) Medical Surgical Nursing	2



52	Ph.D Scholar <ul style="list-style-type: none"> • Electronics & Communication • Mechanical Engineering • Computer Science • Orthodontics & Dentofacial Orthopaedics • Periodontology • Management • Pharmacy 	18
Total		1466


8. Convocation Summary.

Program wise (UG/PG/PhD) number of student's statistical analysis is presented. The students with academic excellence from constituent institutions of SPU were honored by awarding the Gold Medals. Program wise Gold Medals were awarded by The Hon'ble President, The Chief guest and The Provost.

Total 45 Gold Medals were awarded as mentioned below.

Convocation Summary

Marking System	Gender	Marking System	Gender	Marking System	Gender	Marking System
Grade System	Male	334	355	66	11	766
	Female	323	130	20	0	473
	Total	657	485	86	11	1239
Mark System	Male	0	38	29	-	67
	Female	9	106	27	-	142
	Total	9	144	56	-	209
Ph.D. Scholar	Male	-	-	-	-	11
	Female	-	-	-	-	7
	Total	-	-	-	-	18
Overall Total		666	629	142	11	1466




Degree wise Summary Report


Marking System	Gender	UG	PG	Post Graduate Diploma	Ph.D.	Total Students
Grade System	Male	389	363	14	-	778
	Female	234	204	35	-	473
	Total	623	567	49	-	1251
Mark System	Male	52	15	-	-	67
	Female	116	26	-	-	142
	Total	168	41	-	-	209
Marking System	Gender	UG	PG	Post Graduate Diploma	Ph.D.	Total Students
Ph.D. Scholar	Male	-	-	-	11	11
	Female	-	-	-	7	7
	Total	-	-	-	18	18
Overall Total		791	608	49	18	1466

Faculty Wise Program Wise Summary

Sr.No.	Faculty	Course	No. Of Students	Female	Male	Gold Medal	Gold Medal (Overall)
1	Engineering & Technology B.Tech. (212)	B.Tech. (Civil)	30	2	28	1	1
		B.Tech. (CE)	66	18	48	1	
		B.Tech. (EE)	23	4	19	1	
		B.Tech. (EC)	11	2	9	1	
		B.Tech. (ICT)	15	0	15	1	
		B.Tech. (IT)	22	4	18	1	
		B.Tech. (Mech.)	45	0	45	1	



	Engineering & Technology M.Tech. (35)	M.Tech. (CAD/CAM)	5	1	4	1	1
		M.Tech. (CE/SE)	4	2	2	1	
		M.Tech. (Civil/Stru.)	21	0	21	1	
		M.Tech. (Cyber Sec.)	5	1	4	1	
2	Management (143)	BBA	70	27	43	1	
		B.Sc. (FDM)	12	12	0	1	
		MBA	61	27	34	1	1
3	Pharmacy B.Pharm. (53)	B.Pharm.	53	24	29	1	
	Pharmacy M.Pharm. (48)	M.Pharm. (Pharmaceutical Quality Assurance)	16	11	5	1	1
		M.Pharm. (Pharmaceutics))	17	5	12	1	
		M.Sc. (Pharmaceutical Analytical Chemistry)	15	1	14		
4	Science B.Sc. (155)	B.Sc. (Biotechnology)	10	3	7	1	1
		B.Sc. (Chemistry)	58	18	40	1	
		B.Sc. (Mathematics)	7	5	2	1	
		B.Sc. (Microbiology)	76	66	10	1	
		B.Sc. (Physics)	4	1	3	1	
	Science M.Sc. (362)	M.Sc. (Biotechnology)	20	12	8	1	1
		M.Sc. (Chemistry)-Analytical	40	14	26	1	



		M.Sc. (Chemistry)- Organic	239	56	183	1	
		M.Sc. (Mathematics)	23	11	12	1	
		M.Sc. (Microbiology)	40	34	6	1	
5	Science & Humanities (49)	PGDMLT	49	35	14	1	
6	Commerce (93)	B.COM	73	31	42	1	
		M.COM	20	11	9	1	
7	Computer Science (89)	BCA	48	17	31	1	
		MCA	41	18	23	1	
8	Dental Sciences B.D.S. (80)	B.D.S	80	52	28	1	
	Dental Sciences M.D.S. (25)	M.D.S. (Cons.)	5	3	2	1	
		M.D.S. (Oral & Maxi.)	3	1	2		
		M.D.S. (Ortho.)	5	1	4		
		M.D.S. (Pedia.)	2	2	0		
		M.D.S. (Period.)	3	3	0	1	
		M.D.S. (Pros.)	5	1	4		
		M.D.S. (Public.)	2	2	0		
9	Physiotherapy (31)	B.P.T	31	23	8	1	
10	Nursing B.Sc. (56)	B.Sc. (Nursing)	57	41	16		
	Nursing M.Sc. (16)	M.Sc. (Nursing- CHN).	4	3	1		1



		M.Sc. (Nursing-CoHN).	3	2	1		
		M.Sc. (Nursing-OBG).	4	4	0		
		M.Sc. (Nursing-Psy.).	3	2	1	1	
		M.Sc. (Nursing-MSN).	2	2	0		
11	Ph.D.		18	7	11		
Total			1466	622	844	37	8

9. Status of Automation in Examinations

The current IT integration and reforms in the examination procedures and processes have brought many significant improvements in the examination. Implementation of ERP which has helped in automating examination processes, making them more effective and efficient. Various processes, starting from the registration of students for the examination till the declaration of results are streamlined and enhanced the efficiency of examination. Automation in examinations is introduced to ensure transparency, reduction of evaluation days, speedy processing, early redressal of examination related grievances and early publication of results.

Examinations Automation solution provided by MKCL, Pune is used since May 2016 and examination activities covered in automation are summarized below:

1. Configuration of teaching and evaluation scheme of each course as per subject code and name.
2. Generation of Examination form in institute login and also in student login.
3. Online submission of received examination forms through digital portal of SPU by the institute.
4. Generation of seat number & Hall Tickets with photo & signature of student and approved by CoE and digital copies are provided through institute login and e-Suvidha application.
5. Examination day and subject wise attendance report (Jr. Supervisor report) generation.
6. On line Entry of Absent and UFM cases on the day of examination.

7. Examination day and subject wise Main primary barcode generation for pasting on main answer book.
8. Examination seating arrangement.
9. Invite question papers through digital portal.
10. Upload the subject wise final selected question paper in Secure Remote Paper Delivery system.
11. Suitable encryption system and secure system for the transmission of Question Papers to Examination centre at the allotted time. Password is generated through automated system and sent it to registered mobile number.
12. Barcode reader is used for Main barcode and examiner barcode mapping and marks data entry is completed accurately.
13. Capturing the internal, practical marks awarded by examiners at institute level directly to examination server.
14. Automatic Grade, SGPA and CGPA Calculations.
15. Results processing and generation of result reports.
16. Declaration and uploading of examination results on SPU website along with provisional copy of mark sheets for online access.
17. The results are also made available through e-Suvidha online portal using personal login of students.
18. Generation of mark sheet /grade sheet for printing. Printed mark sheet/grade sheet includes security features along with photograph, QR code and hologram.
19. Generation of convocation data of eligible students for award of degrees.
20. Application for degree certificates to be received from the eligible students for degree award.
21. Individual students can access the following using e-Suvidha Application
 - View and Update Profile
 - Download Examination Form
 - View and Download Examination Time-Table
 - Download Examination Hall Ticket
 - View Result of End-Semester/Year Examination
 - View Result His/Her History



Examination Automation System enables us to properly organize data of SPU and constituent colleges. Data is well managed and easily archived and retrieved.

After the admission process, each enrolled student in SPU is provided with a unique user id and password. Using this id, the student can login in to the student portal designed by SPU. In the portal, student can view and manage their academic activities. Immediately after the admission each student is required to complete the course registration in the student portal.

Continuous internal assessments and end-semester assessments are compiled through ERP. The same has resulted in improving the speed of compilation of results that are error-free. SGPA, CGPA, and results are accurately calculated. The use of stationary has largely reduced with the implementation of ERP. The efficiency of the examination department has significantly improved and reduced the manpower requirements at the same time, saving costs for the SPU.

With the implementation of IT integration, the examination management system has become more accessible to students and faculty members. Students can access the system from anywhere, at any time, using their mobile devices or computers.

Observations:

It is observed that students were aware with the examination rules before appearing in the examinations. Following the key observations,

- Total number of students appeared in examinations during A.Y 2021-22 = 10347
- Average number of days from the date of last semester-end/ year- end examination till the declaration of results = 16.35
- Total 1466 students who have successfully completed all the academic requirements prescribed for the program are eligible for award of the degree in convocation of academic year and awarded degree. Also 40 students awarded Gold Medal.
- Effective IT integration in examination process, the efficiency of the examination section has significantly improved and reduced the manpower requirements.



Conclusion

Recommend to update the system so that examiners can receive the answer book assessment order the day after the completion of subject examination.

Suggest to implement digital evaluation of answer books as a pilot study in B.Tech and M.Tech programs during the Winter 2023 examinations.

Suggest to design question papers in accordance with Bloom's Taxonomy and arrange seminar/workshop for faculty members of constituent institute.



**Controller of Examinations
Sankalchand Patel University
Visnagar (Gujarat)**





SANKALCHAND PATEL UNIVERSITY

॥ अथातो ज्ञानजिज्ञासा ॥

**Sankalchand Patel Vidyadham,
Ambaji - Gandhinagar Highway,
Visnagar 384315, India**

www.spu.ac.in

