



**SANKALCHAND PATEL
UNIVERSITY**

॥ अथातो ज्ञानजिज्ञासा ॥

SANKALCHAND PATEL UNIVERSITY

EXAMINATION REPORT

(AY - 2022-2023)

Sankalchand Patel Vidyadham,
Ambaji - Gandhinagar Highway,
Visnagar 384315, India

www.spu.ac.in



VISION

“To become world class University
through philanthropic practices”

MISSION

“We serve society to develop and prosper
by building human capital”

A handwritten signature in blue ink, consisting of several loops and a long horizontal stroke.

INDEX

Sr. No	Contents	Page No
1	Introduction	01
2	Examination event wise result Summary	02
3	Result of final Semester/Year of all program	11
4	Average number of days for declaration of results	15
5	Details of UFM Cases	17
6	Grievances - Rechecking / Reassessment details	17
7	Details of Degree Award in Convocation	18
8	Convocation Summary	19
9	Status of Automation in Examinations	23



Examination Report (AY - 2022-2023)

1. Introduction

Examination department ensures transparency in all its activities that adequately support all students and institutions. The Examination Department administers secured processes & systems and work in close collaboration with institutions, external organizations and individuals.

During the Academic Year the Examination Section of SPU office conducted end Semester/Year Examinations as per the academic calendar of program. Academic Calendar is issued by SPU right before the commencement of academic session. Academic calendar contains key dates that are important to all students and faculty members of constituent institute which includes the start and end dates of semester, exam dates etc., Date of Examination is notified as per Academic Calendar for both odd and even semesters. A detailed Examination schedule is proposed by the concerned Dean/Principal and it is finally approved by examination section of SPU. As per teaching and examination scheme the evaluation of student's performance is completed and declared the result under the headship of Controller of Examination. SPU follows the Annual System / Semester System of examination.

Annual Examination:

With reference to the Annual academic courses, Annual Examination are conducted at the end of the Academic year. This is to review and evaluate the learning outcome of the courses and for the assessment of each student and to assess whether the student has acquired requisite knowledge and skills of the respective subject domain.

Semester Examination:

SPU follows the semester system in some courses where the academic year is divided into two terms. The end semester examination (Winter Examination & Summer Examination) is conducted by SPU.



Examination Event wise Starting date of Semester Exam & Yearly Examination


Sr. No.	Exam Event	Starting Date of Exam (Semester wise)	Starting Date of Exam (Year wise)	No. of Students Appeared
1	Winter 2022	18-11-2022	-	5193
2	NOV-DEC 2022	-	3-12-2022	176
3	Jan-Feb 2023	-	23-01-2023	537
4	Summer 2023	13-04-2023	-	5104
5	May-July-2023	-	15-5-2023	246
6	August 2023	1-8-2023	-	34
7	Oct 2023	-	-	24
Total Students (2022-23)				11314

Preparation of Question Paper:

Process to prepare question papers had been started two months before the commencement of Examinations. The concerned faculty dean proposed the panel of examiners by considering the Experts in the subjects and recognized as paper setters/examiners to SPU examination section and it is approved by the competent authority of SPU. The appointed paper setter upload the question paper subject wise on the portal by using login ID and password. All paper setting was made in three sets for each subject by experienced course experts from reputed college/SPU. Finally selected question paper of each subject is downloaded at the examination centre on the day of examination before 45 minutes by receiving password on registered mobile number of concerned institute. Question paper of each subject is printed & block wise packets are prepared as per requirement in the presence of Observer at the examination control room in each institute.

2. Examination event wise result Summary.

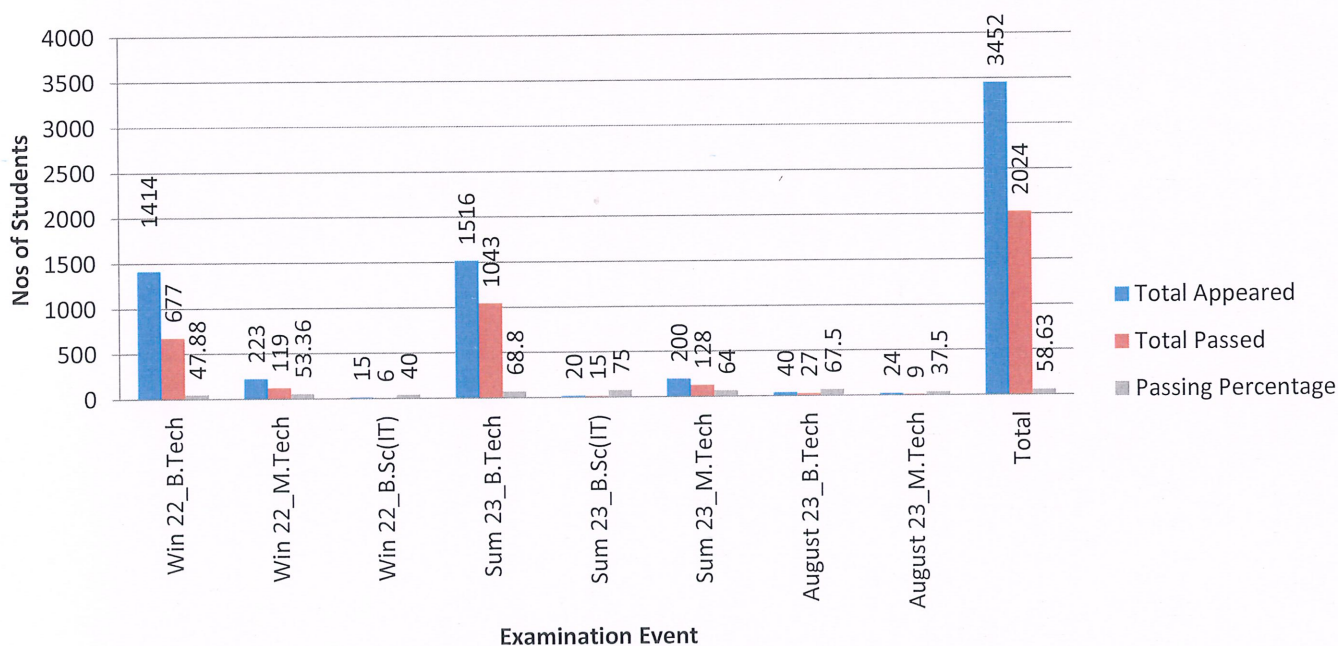
All the results of academic year for all program were declared within time limit after the completion of examination. The Examination event wise & program wise total number of students appeared in the examinations and pass percentage results are mentioned in the Result summary table.



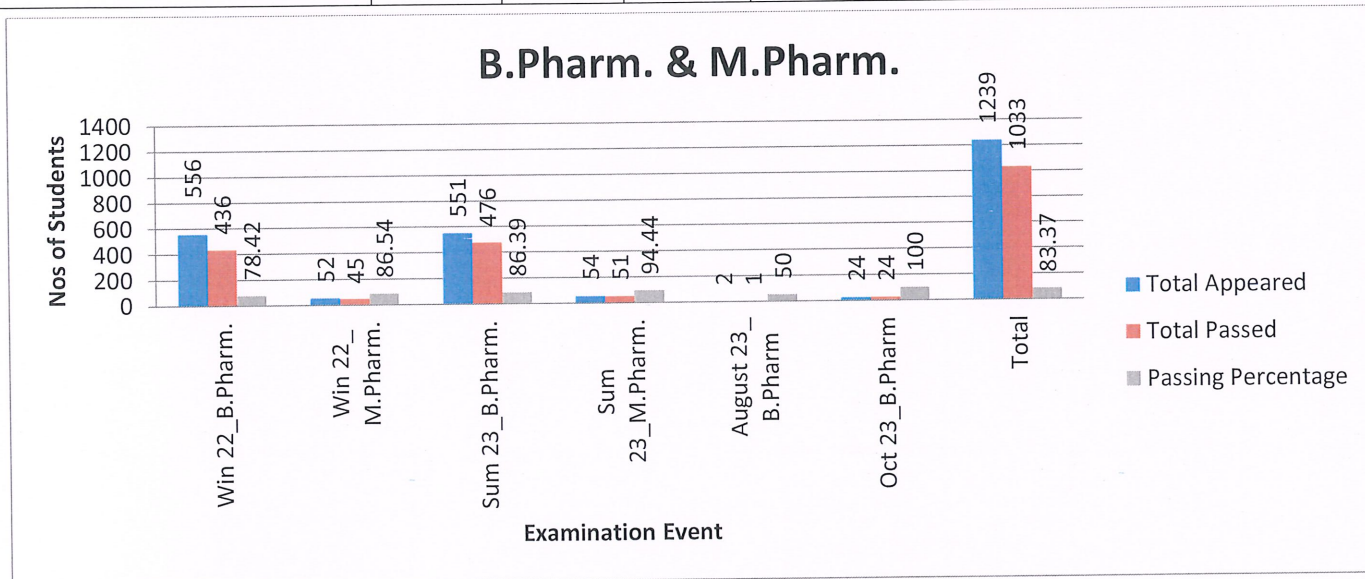

Event wise Result Summary

B. Tech. & M.Tech.,B.Sc (IT)									
Sr. No.	Course	Total Appeared			Total Passed			Passing Percentage	Absent No.
		Male	Female	Total	Male	Female	Total		
1	Win 22_B.Tech	1190	224	1414	528	149	677	47.88	08
2	Win 22_M.Tech	199	24	223	106	13	119	53.36	22
3	Win 22_B.Sc(IT)	12	3	15	5	1	6	40	0
4	Sum 23_B.Tech	1274	242	1516	833	210	1043	68.80	0
5	Sum 23_B.Sc(IT)	15	5	20	11	4	15	75.00	0
6	Sum 23_M.Tech	174	26	200	107	21	128	64.00	15
7	August 23_B.Tech	38	02	40	25	2	27	67.5	0
	August 23_M.Tech	22	2	24	8	1	9	37.5	0
Total		2924	528	3452	1623	401	2024	58.63	45

B. Tech. & M.Tech.

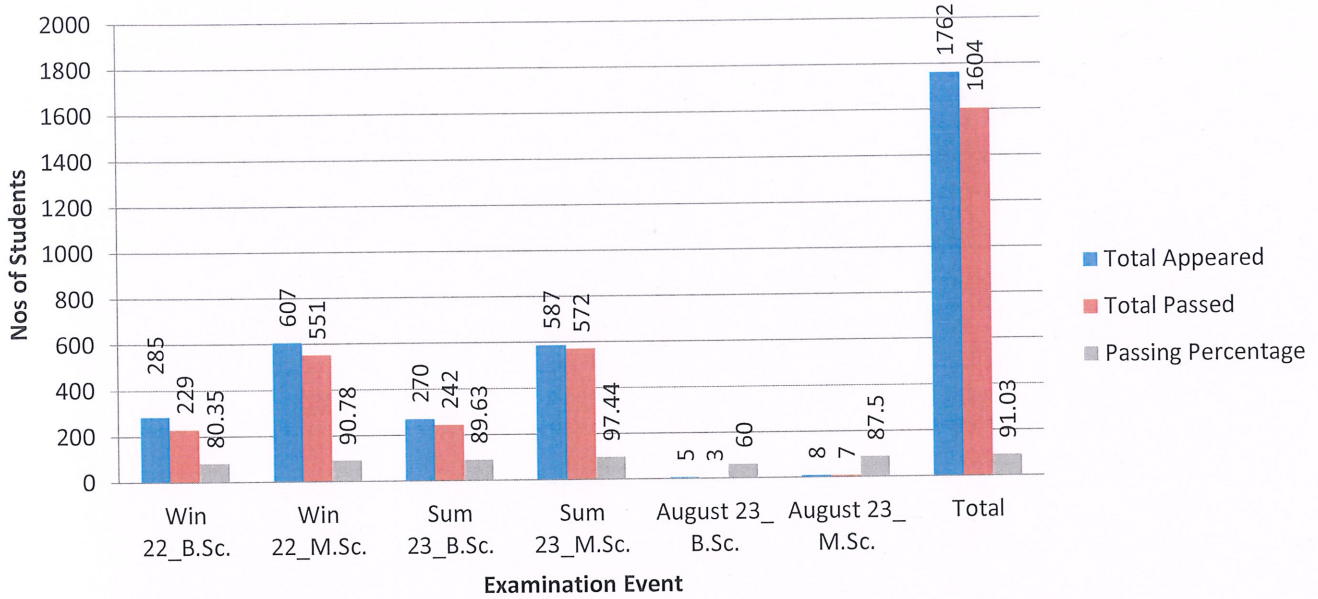



B.Pharm. & M.Pharm.									
Sr. No.	Course	Total Appeared			Total Passed			Passing Percentage	Absent No.
		Male	Female	Total	Male	Female	Total		
1	Win 22_B.Pharm.	368	188	556	274	162	436	78.42	1
2	Win 22_M.Pharm.	36	16	52	29	16	45	86.54	2
3	Sum 23_B.Pharm.	357	194	551	299	177	476	86.39	0
5	Sum 23_M.Pharm.	38	16	54	35	16	51	94.44	0
6	August 23_B.Pharm	2	0	2	1	0	1	50	0
7	Oct 23_B.Pharm	16	8	24	16	8	24	100	0
Total		817	422	1239	654	379	1033	83.37	3



B.Sc. & M.Sc.									
Sr. No.	Course	Total Appeared			Total Passed			Passing Percentage	Absent No.
		Male	Female	Total	Male	Female	Total		
1	Win 22_B.Sc.	146	139	285	107	122	229	80.35	2
2	Win 22_M.Sc.	363	244	607	312	239	551	90.78	5
3	Sum 23_B.Sc.	140	130	270	117	125	242	89.63	0
4	Sum 23_M.Sc.	348	239	587	335	237	572	97.44	0
5	August 23_B.Sc.	5	0	5	3	0	3	60	0
6	August 23_M.Sc.	7	1	8	7	0	7	87.5	0
Total		1007	753	1762	881	723	1604	91.03	7

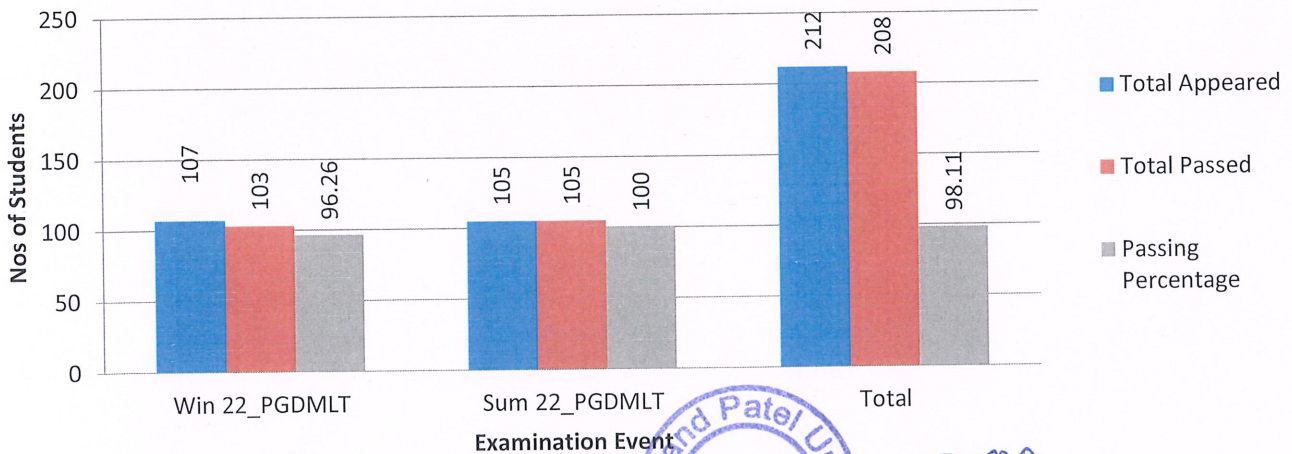
B.Sc. & M.Sc.



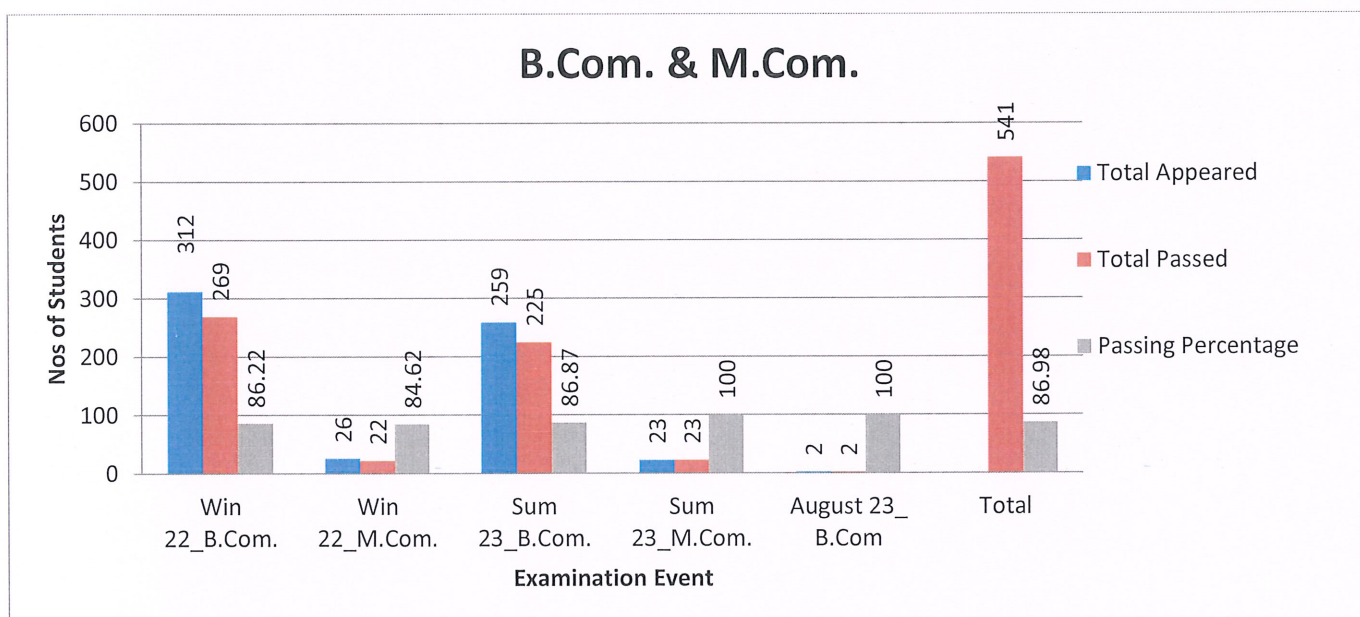
PGDMLT

Sr. No.	Course	Total Appeared			Total Passed			Passing Percentage	Absent No.
		Male	Female	Total	Male	Female	Total		
1	Win 22_PGDMILT	29	78	107	26	77	103	96.26	1
2	Sum 22_PGDMILT	28	77	105	28	77	105	100	0
Total		57	155	212	54	154	208	98.11	1

PGDMLT

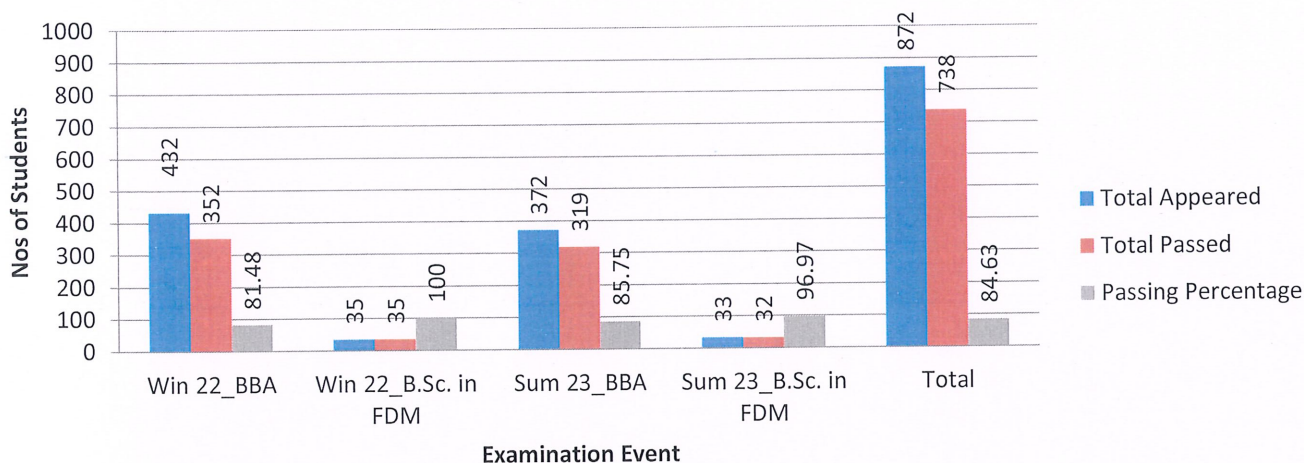


B.Com. & M.Com.									
Sr. No.	Course	Total Appeared			Total Passed			Passing Percentage	Absent No.
		Male	Female	Total	Male	Female	Total		
1	Win 22_B.Com.	179	133	312	143	126	269	86.22	3
2	Win 22_M.Com.	15	11	26	13	9	22	84.62	0
3	Sum 23_B.Com.	143	116	259	115	110	225	86.87	1
4	Sum 23_M.Com.	10	13	23	10	13	23	100	0
5	August 23_ B.Com	1	1	2	1	1	2	100	0
Total		348	274	622	282	259	541	86.98	4



BBA & B.Sc. in FDM									
Sr. No.	Course	Total Appeared			Total Passed			Passing Percentage	Absent No.
		Male	Female	Total	Male	Female	Total		
1	Win 22_BBA	284	148	432	219	133	352	81.48	7
2	Win 22_B.Sc. in FDM	0	35	35	0	35	35	100	0
3	Sum 23_BBA	231	141	372	187	132	319	85.75	0
4	Sum 23_B.Sc. in FDM	0	33	33	0	32	32	96.97	0
Total		515	357	872	406	332	738	84.63	7

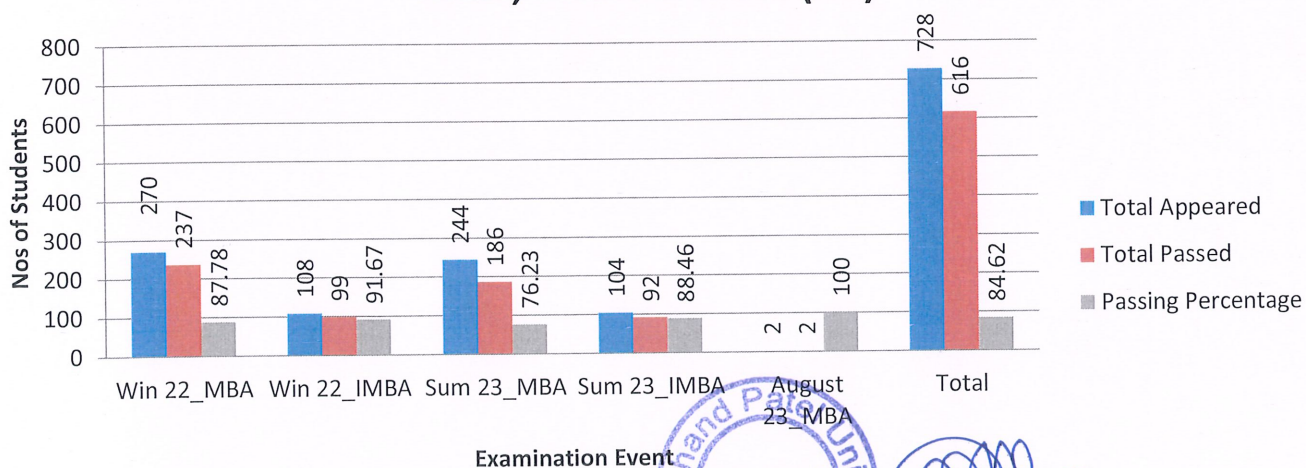
BBA & B.Sc. in FDM



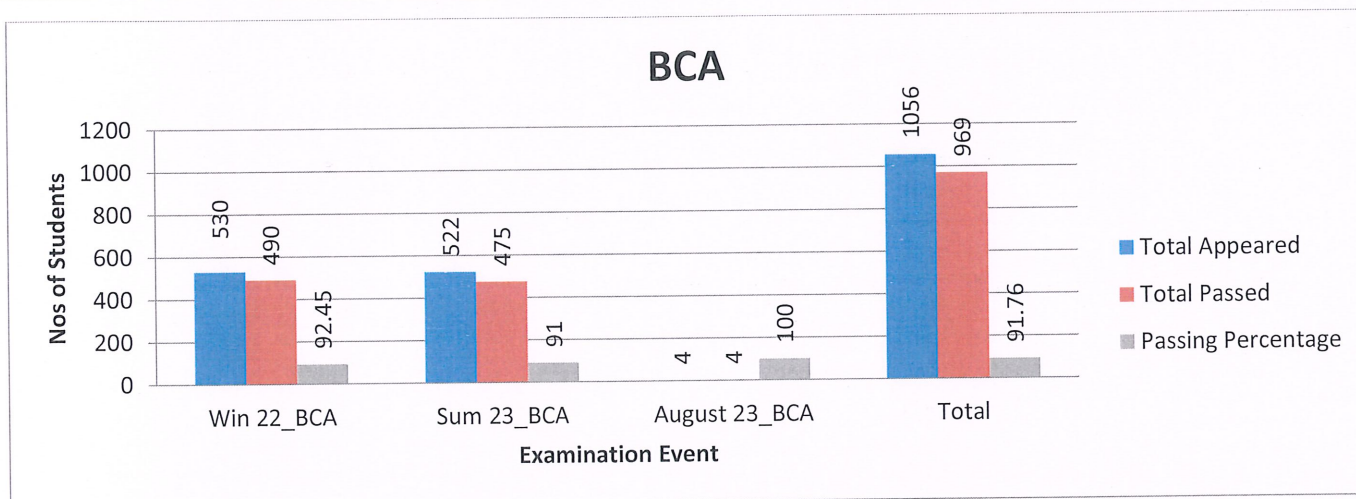
MBA, IMBA & MBA (PA)

Sr. No.	Course	Total Appeared			Total Passed			Passing Percentage	Absent No.
		Male	Female	Total	Male	Female	Total		
1	Win 22_MBA	163	107	270	139	98	237	87.78	14
2	Win 22_IMBA	62	46	108	55	44	99	91.67	3
3	Sum 23_MBA	152	92	244	106	80	186	76.23	0
4	Sum 23_IMBA	58	46	104	48	44	92	88.46	0
5	August 23_MBA	2	0	2	2	0	2	100	0
Total		437	291	728	350	266	616	84.62	17

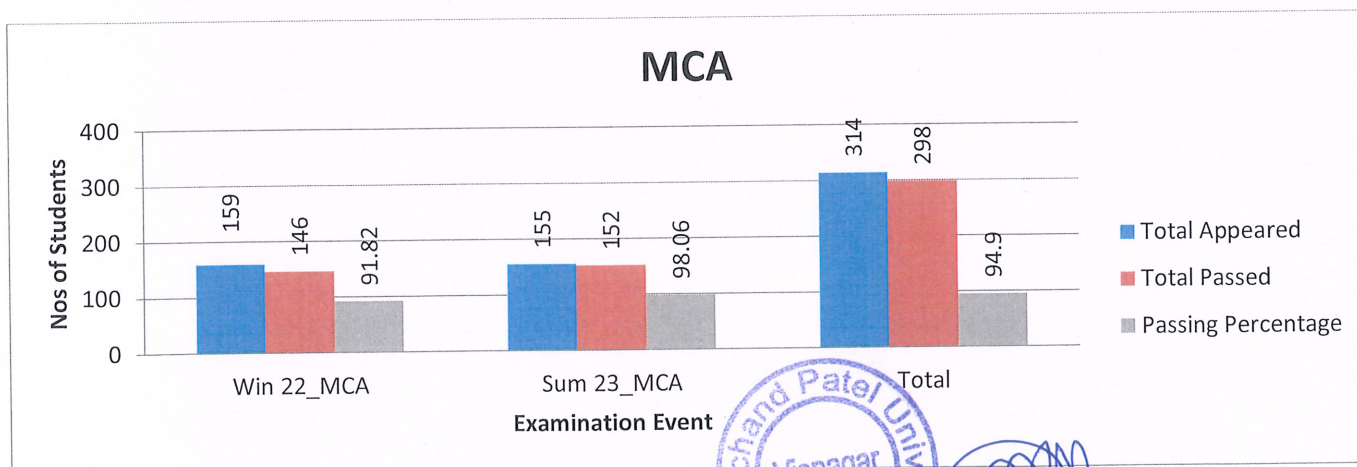
MBA, IMBA & MBA (PA)



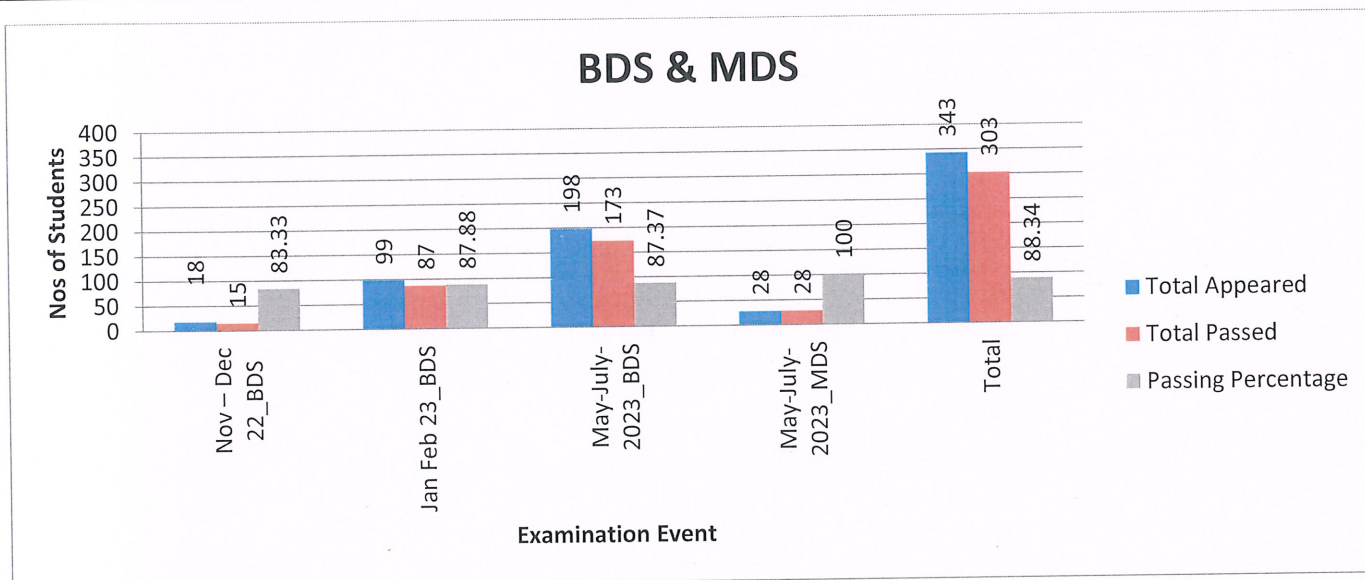
BCA									
Sr. No.	Course	Total Appeared			Total Passed			Passing Percentage	Absent No.
		Male	Female	Total	Male	Female	Total		
1	Win 22_BCA	395	135	530	358	132	490	92.45	0
2	Sum 23_BCA	390	132	522	351	124	475	91.00	0
3	August 23_BCA	4	0	4	4	0	4	100	0
Total		789	267	1056	713	256	969	91.76	0



MCA									
Sr. No.	Course	Total Appeared			Total Passed			Passing Percentage	Absent No.
		Male	Female	Total	Male	Female	Total		
1	Win 22_MCA	94	65	159	83	63	146	91.82	8
2	Sum 23_MCA	90	65	155	89	63	152	98.06	0
Total		184	130	314	172	126	298	94.90	8

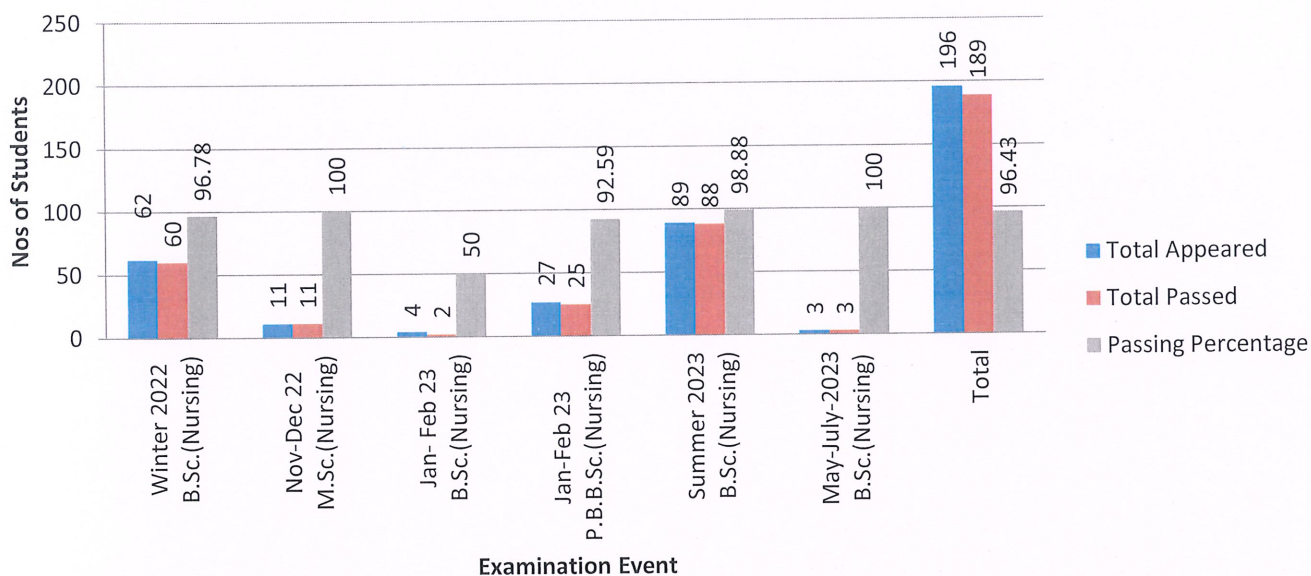


BDS & MDS									
Sr. No.	Course	Total Appeared			Total Passed			Passing Percentage	Absent No.
		Male	Female	Total	Male	Female	Total		
1	Nov - Dec 22_BDS	13	05	18	10	05	15	83.33	0
2	Jan Feb 23_BDS	26	73	99	22	65	87	87.88	0
3	May-July-2023_BDS	61	137	198	50	123	173	87.37	0
4	May-July-2023_MDS	12	16	28	12	16	28	100	0
Total		112	231	343	94	209	303	88.34	0



B.Sc. & M.Sc. (Nursing)									
Sr. No.	Course	Total Appeared			Total Passed			Passing Percentage	Absent No.
		Male	Female	Total	Male	Female	Total		
1	Winter 2022 B.Sc.(Nursing)	16	46	62	14	46	60	96.78	0
2	Nov-Dec 22 M.Sc.(Nursing)	1	10	11	1	10	11	100	0
3	Jan- Feb 23 B.Sc.(Nursing)	3	1	4	2	0	2	50	0
4	Jan-Feb 23 P.B.B.Sc.(Nursing)	7	20	27	7	18	25	92.59	0
5	Summer 2023 B.Sc.(Nursing)	19	70	89	19	69	88	98.88	0
6	May-July-2023 B.Sc.(Nursing)	2	1	3	2	1	3	100	0
Total		48	148	196	45	144	189	96.43	0


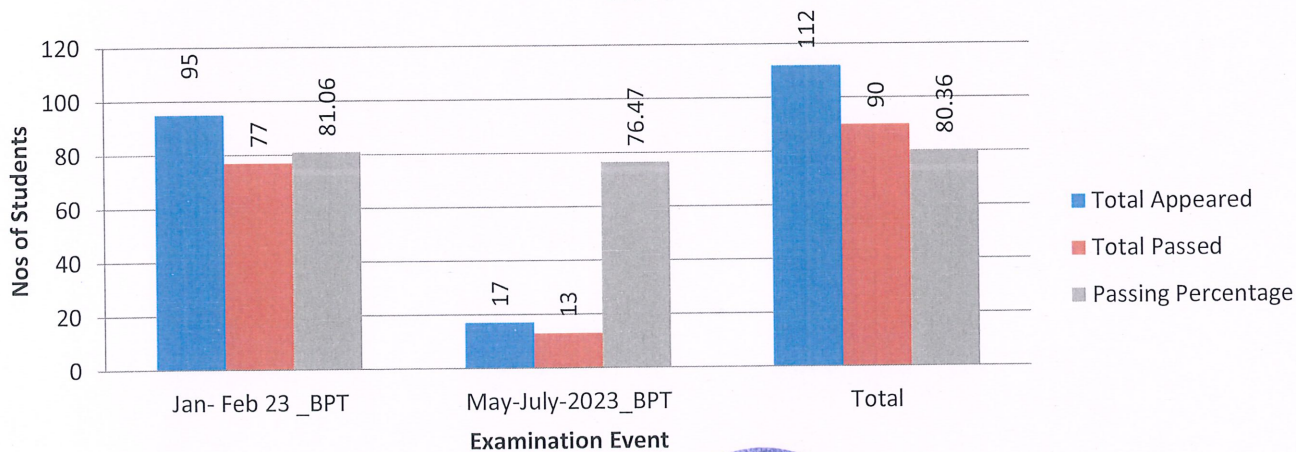
B.Sc. & M.Sc. (Nursing)



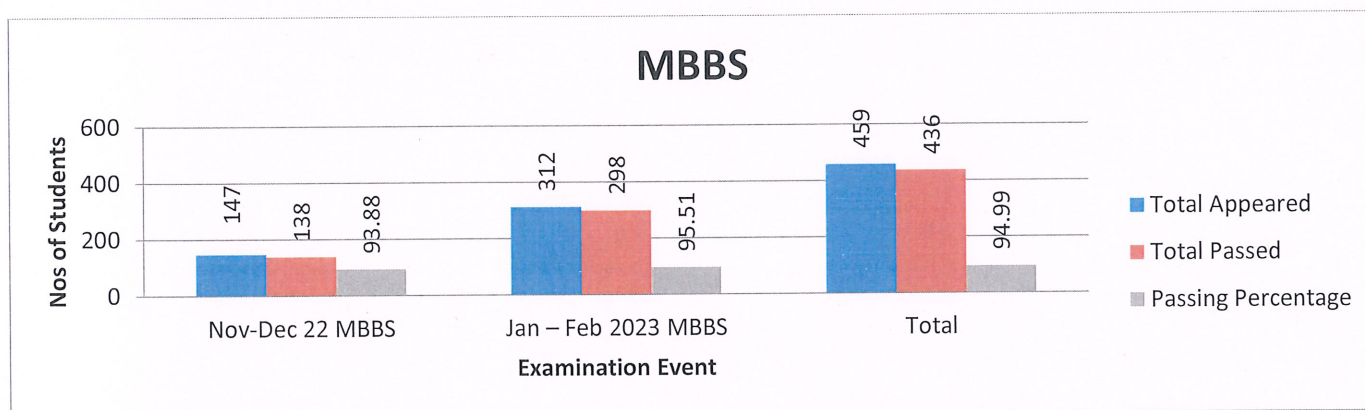
BPT

Sr. No.	Course	Total Appeared			Total Passed			Passing Percentage	Absent No.
		Male	Female	Total	Male	Female	Total		
1	Jan- Feb 23 _BPT	27	68	95	19	58	77	81.06	0
2	May-July-2023_BPT	8	9	17	6	7	13	76.47	0
Total		35	77	112	25	65	90	80.36	0

BPT




MBBS									
Sr. No.	Course	Total Appeared			Total Passed			Passing Percentage	Absent No.
		Male	Female	Total	Male	Female	Total		
1	Nov-Dec 22 MBBS	66	81	147	60	78	138	93.88	0
2	Jan – Feb 2023 MBBS	146	166	312	139	159	298	95.51	0
Total		212	247	459	199	237	436	94.99	0




3. Result of final Semester/Year of all program.

Program wise total number of students appeared and number of students passed in final Semester/Year examinations are as mentioned below.

Number of final year students of all the programmes

Year	Programme Code	Programme Name	Number of students appeared in the final year examination (UG + PG)	Number of students who passed in final year examination (UG + PG)
2022-23	ET101	Bachelor of Technology (B. Tech.) in Mechanical Engineering	49	43
2022-23	ET103	Bachelor of Technology (B. Tech.) in Computer Engineering	71	67
2022-23	ET105	Bachelor of Technology (B. Tech.) in Information Technology	31	31
2022-23	ET106	Bachelor of Technology (B. Tech.) in Civil Engineering	54	47
2022-23	ET107	Bachelor of Technology (B. Tech.) in Information and Communication Technology	10	10


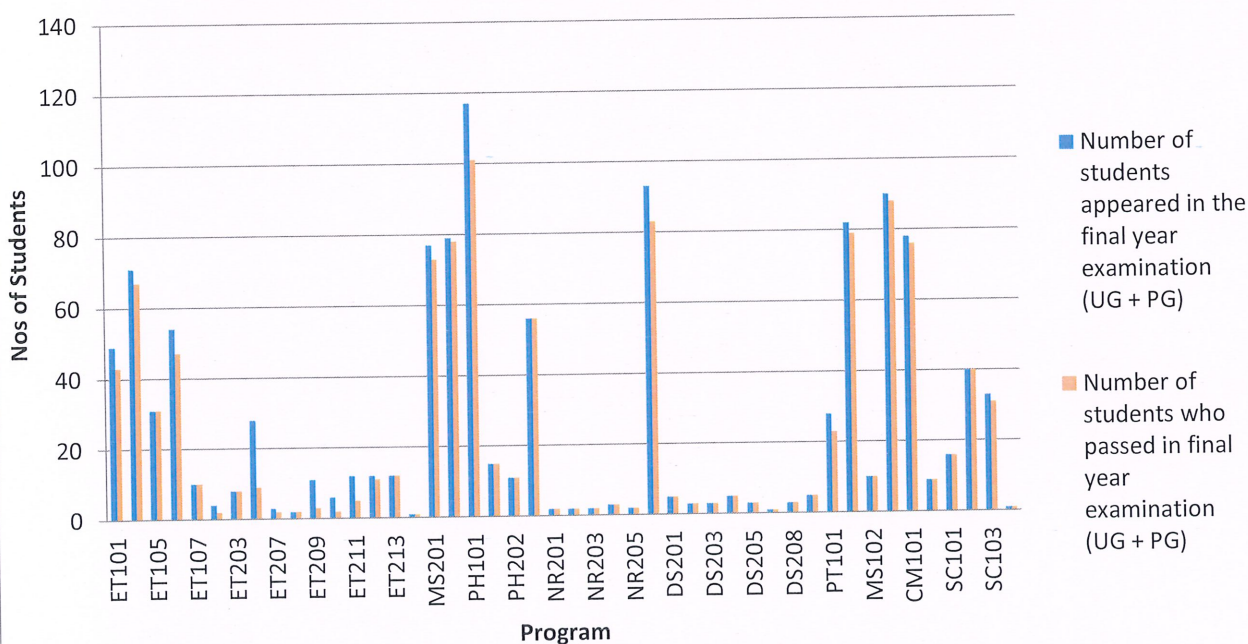
Year	Programme Code	Programme Name	Number of students appeared in the final year examination (UG + PG)	Number of students who passed in final year examination (UG + PG)
2022-23	ET201	Master of Technology (M. Tech.) in Mechanical Engineering (CAD/CAM)	4	2
2022-23	ET203	Master of Technology (M. Tech.) in Computer Engineering (Software Engineering)	8	8
2022-23	ET206	Master of Technology (M. Tech.) in Civil (Structural Engineering)	28	9
2022-23	ET207	Master of Technology (M. Tech.) in Cyber Security	3	2
2022-23	ET208	Master of Technology (M. Tech.) in Information and Communication Technology	2	2
2022-23	ET209	Master of Technology (M. Tech.) in Mechanical Engineering(Production Technology)	11	3
2022-23	ET210	Master of Technology (M. Tech.) in Civil Engineering(Computer Aided Structural Analysis and Design)	6	2
2022-23	ET211	Master of Technology (M. Tech.) in Civil Engineering(Transportation Engineering)	12	5
2022-23	ET212	Master of Technology (M. Tech.) in Environmental Engineering	12	11
2022-23	ET213	Master of Technology (M. Tech.) in Electrical Engineering	12	12
2022-23	ET214	Master of Technology (M. Tech.) in Electronics and Communication Engineering(Signal Processing and Communication)	1	1
2022-23	MS201	Master of Business Administration (MBA)	77	73
2022-23	CS201	Master of Computer Applications (MCA)	79	78
2022-23	PH101	Bachelor of Pharmacy (B. Pharm)	117	101
2022-23	PH201	Master of Pharmacy (M. Pharm) in Pharmaceutics	15	15
2022-23	PH202	Master of Pharmacy (M. Pharm) in Pharmaceutical Quality Assurance	11	11
2022-23	NR101	B.Sc. (Nursing)	56	56
2022-23	NR201	M.Sc. (Nursing) Medical Surgical Nursing	2	2
2022-23	NR202	M.Sc. (Nursing) Obstetric & Gynecological Nursing	2	2



Year	Programme Code	Programme Name	Number of students appeared in the final year examination (UG + PG)	Number of students who passed in final year examination (UG + PG)
2022-23	NR203	M.Sc. (Nursing) Community Health Nursing	2	2
2022-23	NR204	M.Sc. (Nursing) Child Health (Paediatric) Nursing	3	3
2022-23	NR205	M.Sc. (Nursing) Mental Health (Psychiatric) Nursing	2	2
2022-23	DS101	Bachelor of Dental Surgery (B.D.S.)	93	83
2022-23	DS201	Master of Dental Surgery(MDS) in Prosthodontics and Crown & Bridge	5	5
2022-23	DS202	Master of Dental Surgery(MDS) in Periodontology	3	3
2022-23	DS203	Master of Dental Surgery(MDS) in Oral & Maxillofacial Surgery	3	3
2022-23	DS204	Master of Dental Surgery(MDS) in Conservative Dentistry and Endodontics	5	5
2022-23	DS205	Master of Dental Surgery(MDS) in Orthodontics & Dentofacial Orthopedics	3	3
2022-23	DS207	Master of Dental Surgery(MDS) in Public Health Dentistry	1	1
2022-23	DS208	Master of Dental Surgery(MDS) in Pediatric and Preventive Dentistry	3	3
2022-23	DS209	Master of Dental Surgery(MDS) in Oral Medicine & Radiology	5	5
2022-23	PT101	Bachelor of Physiotherapy (BPT)	28	23
2022-23	MS101	Bachelor of Business Administration (B.B.A.)	82	79
2022-23	MS102	B.Sc.(Fashion Designing and Management)	10	10
2022-23	CS101	Bachelor of Computer Application (B.C.A.)	90	88
2022-23	CM101	Bachelor of Commerce (B.Com.) (English Medium)	78	76
2022-23	CM201	Master of Commerce (M.Com.) (English Medium)	9	9
2022-23	SC101	Bachelor of Science (B.Sc) in Biotechnology	16	16
2022-23	SC102	Bachelor of Science (B.Sc) in Microbiology	40	40
2022-23	SC103	Bachelor of Science (B.Sc) in Chemistry	33	31
2022-23	SC104	Bachelor of Science (B.Sc) in Mathematics	1	1

Year	Programme Code	Programme Name	Number of students appeared in the final year examination (UG + PG)	Number of students who passed in final year examination (UG + PG)
2022-23	SC105	Bachelor of Science (B.Sc) in Physics	2	2
2022-23	SC201	Master of Science (M.Sc.) in Biotechnology	13	13
2022-23	SC202	Master of Science (M.Sc.) in Microbiology	34	34
2022-23	SC203	Master of Science (M.Sc.) in Chemistry	177	174
2022-23	SC204	Master of Science (M.Sc.) in Mathematics	22	22
2022-23	SC205	Master of Science (M.Sc.) in Physics	18	18
2022-23	SC206	Post Graduate Diploma in Medical Laboratory Technology (PGDMLT)	102	102
Total			1545	1438
Pass percentage			93.07%	

Result of final Semester/Year of all program.





4. Average number of days for declaration of results.

Examiners are assessed the answer books at central assessment facility in SPU. Answer books are made available for assessment from the next day of completion of subject examination. Following is the average number of days for declaration of results.

Average number of days from the date of last semester-end/ year- end examination till the declaration of results

Program Name	Program Code	Semester / year	Event	Last date of the last semester-end/ year-end examination	Date of declaration of results of semester-end/ year- end examination	Nos of Days	Semester/ year	Event	Last date of the last semester-end/ year-end examination	Date of declaration of results of semester-end/ year-end examination	Nos of Days	Average Days
2022-23												
Even Semester							Odd Semester					
Bachelor of Commerce	CM101	Sem-6	Summer 2023	17-05-23	10-06-23	24	Sem-5	Winter 2022	29-12-22	08-02-23	41	32.5
Master of Commerce	CM201	Sem-4	Summer 2023	14-06-23	15-06-23	1	Sem-3	Winter 2022	02-01-23	28-01-23	26	13.5
Bachelor of Computer Application	CS101	Sem-6	Summer 2023	12-05-23	24-05-23	12	Sem-5	Winter 2022	07-01-23	13-01-23	6	9
Master of Computer Application	CS201	Sem-4	Summer 2023	06-05-23	17-05-23	11	Sem-3	Winter 2022	09-01-23	13-01-23	4	7.5
Bachelor of Technology	ET101 to ET106	Sem-8	Summer 2023	19-05-23	03-06-23	15	Sem-7	Winter 2022	07-01-23	19-01-23	12	13.5
Master of Technology	ET201 to ET206	Sem-4	Summer 2023	12-05-23	06-06-23	25	Sem-3	Winter 2022	30-12-22	19-01-23	20	22.5
Bachelor of Science(FDM)	MS102	Sem-6	Summer 2023	04-05-23	07-06-23	34	Sem-5	Winter 2022	07-01-23	19-01-23	12	23
Bachelor of Business Administration	MS101	Sem-6	Summer 2023	08-05-23	24-05-23	16	Sem-5	Winter 2022	22-12-22	23-01-23	32	24
Master of Business Administration	MS201	Sem-4	Summer 2023	19-05-23	13-06-23	25	Sem-3	Winter 2022	07-01-23	23-01-23	16	20.5
Bachelor of Pharmacy	PH101	Sem-8	Summer 2023	23-05-23	10-06-23	18	Sem-7	Winter 2022	24-12-22	16-01-23	23	20.5

 अथवा ज्ञानाज्ञासा												
Master of Pharmacy	PH202	Sem-4	Summer 2023	27-05-23	13-06-23	17	Sem-3	Winter 2022	07-01-23	13-01-23	6	11.5
Bachelor of Science	SC101to SC105	Sem-6	Summer 2023	24-05-23	10-06-23	17	Sem-5	Winter 2022	29-12-22	26-01-23	28	22.5
Master of Science	SC201 to SC204	Sem-4	Summer 2023	27-05-23	13-06-23	17	Sem-3	Winter 2022	09-01-23	02-02-23	24	20.5
PGMLT	SC206	Sem-2	Summer 2023	31-05-23	17-06-23	17	Sem-1	Winter 2022	12-01-23	02-02-23	21	19
Year												
Bachelor of Physiotherapy	PT101	Final Year	September- DEC 2023	13-10-23	20-10-23	7	-	-	-	-	-	7
Bachelor of Science (Nursing)	NR101	Final Year	September- DEC 2023	25-09-23	05-10-23	10	-	-	-	-	-	10
Master of Science (Nursing)	NR201 to NR204	2nd Year	September- DEC 2023	29-12-23	11-01-24	13	-	-	-	-	-	13
Bachelor of Dental Surgery	DS101	Final Year	May July 2023	31-07-23	02-08-23	2	-	-	-	-	-	2
Master of Dental Surgery	DS201 to DS208	3rd Year	May July 2023	12-07-23	14-07-23	2	-	-	-	-	-	2
Total Average Days 2022-23												15.47




5. Details of UFM Cases.

UFM cases reported during the examination is entered in digital portal of SPU on the day of examination and concerned institute submit the report to examination section of SPU.

Following is the details of UFM cases reported in academic year.

Details of UFM Cases


Examination Event	Course	UG/PG	Branch	Semester/Year	No of UFM Students
May July 2023	--	--	--	--	--
October 2023	--	--	--	--	--
August 2023	--	--	--	--	--
April 2023	--	--	--	--	--
Summer 2023					
Jan - Feb 2023	--	--	--	--	--
Winter 2022	B.Tech	UG	CE	5th	01
Nov. - Dec. 2022	--	--	--	--	--
Total					01

6. Rechecking / Reassessment details.

Students have to apply for Re-checking /Re-Assessment of the course (subject) within specified time-limits as specified by SPU. The application shall be made in prescribed format of SPU along with the applicable fees payable. The application without necessary details shall not be considered by SPU. Following is the details of students applied for Rechecking / Reassessment in academic year.

Details of Students applied for Rechecking & Reassessment


Examination Event	Number of applications received for revaluation	Number of students appeared in final exam	Percentage per year
Winter 2022	56	5193	1.08
NOV-DEC 2022	00	176	00
JAN-FEB 2023	12	537	2.23
Summer -2023	47	5104	0.92
May-July-2023	7	246	2.85
August 2023	0	34	0
Oct 2023	0	24	0
Total	122	11314	1.08

7. Details of Degree Award in Convocation.

The students who have successfully completed all the academic requirements prescribed for the program are eligible for award of the degree in convocation of academic year. A total of **1533** were conferred in Convocation of SPU with the program wise details are as follows:

SR. No.	Name of Degree	No. of Awardees
1	Bachelor of Technology (B.Tech.)	204
2	Master of Technology (M.Tech.)	63
3	Bachelor of Pharmacy (B.Pharm.)	106
4	Master of Pharmacy (M.Pharm.)	26
5	Bachelor of Business Administration (B.B.A.)	85
6	Bachelor of Business Administration (B.B.A. Hons.)	04
7	Master of Business Administration (M.B.A.)	72
8	Bachelor of Science (Fashion Designing and Management)	10
9	Bachelor of Computer Application (B.C.A.)	91
10	Master of Computer Application (M.C.A.)	78
11	Bachelor of Commerce (B.com.)	84
12	Master of Commerce (M.com.)	9
13	Bachelor of Science (B.Sc.)	97
14	Master of Science (M.Sc.)	276
15	Post Graduate Diploma in Medical Laboratory Technology (PGDMLT)	103
16	Bachelor of Dental Surgery (B.D.S.)	97
17	Master of Dental Surgery (M.D.S.)	28
18	Bachelor of Science (B.Sc. Nursing)	57
19	Bachelor of Physiotherapy (B.P.T.)	17



20	Doctor of Philosophy (Ph.D.) <ul style="list-style-type: none"> • Faculty of Commerce (2) • Faculty of Dental Science (2) • Faculty of Engineering & Technology (4) • Faculty of Management Studies (5) • Faculty of Pharmacy (8) • Faculty of Science and humility (5) 	26
	Total	1533


8. Convocation Summary.

Program wise (UG/PG/PhD) number of student's statistical analysis is presented. The students with academic excellence from constituent institutions of SPU were honored by awarding the Gold Medals. Program wise Gold Medals were awarded by The Hon'ble President, The Chief guest and The Provost.

Total 34 Gold Medals were awarded as mentioned below.

Convocation Summary

Marking System	Gender	Distinction	First Class	Second Class	Pass Class	Total
Grade System	Female	325	135	33	3	496
	Male	285	387	123	17	812
	Total	610	522	156	20	1308
Mark System	Female	4	108	33	-	145
	Male	2	32	20	-	54
	Total	6	140	53	-	199
Ph.D. Scholar	Female	-	-	-	-	11
	Male	-	-	-	-	15
	Total	-	-	-	-	26
Overall Total		616	662	209	20	1533



Degree wise Summary Report



Marking System	Gender	UG	PG	Post Graduate Diploma	Ph.D.	Total Students
Grade System	Female	227	192	77	-	528
	Male	454	332	26	-	967
	Total	681	524	103	-	1495
Mark System	Female	129	16	-	-	145
	Male	42	12	-	-	54
	Total	171	28	-	-	199
Ph.D. Scholar	Female	-	-	-	11	11
	Male	-	-	-	15	15
	Total	-	-	-	26	26
Overall Total		852	552	103	26	1533

Faculty Wise Program Wise Summary

Sr.No.	Faculty	Course	No. Of Students	Female	Male	Gold Medal	Gold Medal (Overall)
1	Engineering & Technology B.Tech.	B.Tech. (Civil)	46	4	42	1	1
		B.Tech. (CE)	68	21	47	1	
		B.Tech. (EE)	3	0	3	0	
		B.Tech. (ICT)	10	4	6	0	
		B.Tech. (IT)	33	4	29	1	
		B.Tech. (Mech.)	44	1	43	1	
	Engineering & Technology M.Tech.	M.Tech. (CAD/CAM)	3	0	3	0	1
		M.Tech. (CE/SE)	7	3	4	0	
		M.Tech. (Civil/Stru.)	13	0	13	0	

		M.Tech. (Civil/ CASAD.)	2	0	2	0	
		M.Tech. (Civil/Tran.)	7	2	5	1	
		M.Tech. (Cyber Sec.)	3	2	1	0	
		M.Tech. (EC/SP&C.)	1	0	1	0	
		M.Tech. (EE)	10	0	10	1	
		M.Tech. (Environmental. Engg.)	12	3	9	1	
		M.Tech. (ICT.)	2	0	2	0	
		M.Tech. (Mech/PT.)	3	0	3	0	
2	Pharmacy B.Pharm.	B.Pharm.	106	36	70	1	0
		M.Pharm. (Pharmaceutical Quality Assurance)	15	7	8	1	1
		M.Pharm. (Pharmaceutics))	11	4	7	1	
3	Management	BBA	85	33	52	1	0
		BBA (Hons.)	4	3	1	0	0
		MBA	72	33	39	3	1
4	Faculty of Design	B.Sc.(FDM)	10	10	0	0	0
5	Computer Science	BCA	91	18	73	1	0
		MCA	78	39	39	1	
6	Commerce	B.COM	84	46	38	0	0
		M.COM	9	2	7	0	0
7	Science B.Sc.	B.Sc. (Biotechnology)	16	6	10	1	1
		B.Sc. (Chemistry)	33	8	25	0	
		B.Sc. (Mathematics)	1	1	0	0	

		B.Sc. (Microbiology)	45	31	14	0	
		B.Sc. (Physics)	2	1	1	0	
	Science M.Sc.	M.Sc. (Chemistry)- Analytical	2	0	2	0	0
		M.Sc. (Chemistry)- Organic	12	1	11	0	
8	Science & Humanities PGDMLT	PGDMLT	103	77	26	1	0
	Science & Humanities M.Sc.	M.Sc. (Biotechnology)	13	9	4	1	1
		M.Sc. (Chemistry)- Analytical	15	4	11	1	
		M.Sc. (Chemistry)- Organic	160	43	117	1	
		M.Sc. (Mathematics)	22	10	12	1	
		M.Sc. (Microbiology)	34	20	14	1	
		M.Sc. (Physics)	18	10	8	0	
9	Dental Sciences B.D.S.	B.D.S	97	73	24	0	0
	Dental Sciences M.D.S.	MDS Conservative Dentistry and	5	4	1	0	1
		MDS Oral and Maxillofacial Surgery	3	1	2	0	
		MDS Orthodontics and Dentofacial Orthopedics	5	2	3	1	
		MDS Oral Medicine and Radiology	3	2	1	0	
		MDS Pediatric and Preventive Dentistry	3	2	1	1	
		MDS Periodontology	3	2	1	0	
		MDS Prosthodontics and Crown and Bridge	5	3	2	1	
		MDS Public Health Dentistry	1	0	1	0	
10	Physiotherapy	BPT	17	11	6	0	0



11	Nursing B.Sc.	B.Sc. (Nursing)	57	45	12	1	0
11	Ph.D.		26	11	15	0	0
Total			1533	652	881	27	7

9. Status of Automation in Examinations

The current IT integration and reforms in the examination procedures and processes have brought many significant improvements in the examination. Implementation of ERP which has helped in automating examination processes, making them more effective and efficient. Various processes, starting from the registration of students for the examination till the declaration of results are streamlined and enhanced the efficiency of examination. Automation in examinations is introduced to ensure transparency, reduction of evaluation days, speedy processing, early redressal of examination related grievances and early publication of results.

Examinations Automation solution provided by MKCL, Pune is used since May 2016 and examination activities covered in automation are summarized below:


1. Configuration of teaching and evaluation scheme of each course as per subject code and name.
2. Generation of Examination form in institute login and also in student login.
3. Online submission of received examination forms through digital portal of SPU by the institute.
4. Generation of seat number & Hall Tickets with photo & signature of student and approved by CoE and digital copies are provided through institute login and e-Suvidha application.
5. Examination day and subject wise attendance report (Jr. Supervisor report) generation.
6. On line Entry of Absent and UFM cases on the day of examination.
7. Examination day and subject wise Main primary barcode generation for pasting on main answer book.
8. Examination seating arrangement.
9. Invite question papers through digital portal.




10. Upload the subject wise final selected question paper in Secure Remote Paper Delivery system.
11. Suitable encryption system and secure system for the transmission of Question Papers to Examination centre at the allotted time. Password is generated through automated system and sent it to registered mobile number.
12. Barcode reader is used for Main barcode and examiner barcode mapping and marks data entry is completed accurately.
13. Capturing the internal, practical marks awarded by examiners at institute level directly to examination server.
14. Automatic Grade , SGPA and CGPA Calculations.
15. Results processing and generation of result reports.
16. Declaration and uploading of examination results on SPU website along with provisional copy of mark sheets for online access.
17. The results are also made available through e-Suvidha online portal using personal login of students.
18. Generation of mark sheet /grade sheet for printing. Printed mark sheet/grade sheet includes security features along with photograph, QR code and hologram.
19. Generation of convocation data of eligible students for award of degrees.
20. Application for degree certificates to be received from the eligible students for degree award.
21. Individual students can access the following using e-Suvidha Application
 - View and Update Profile
 - Download Examination Form
 - View and Download Examination Time-Table
 - Download Examination Hall Ticket
 - View Result of End-Semester/Year Examination
 - View Result His/Her History

Examination Automation System enables us to properly organize data of SPU and constituent colleges. Data is well managed and easily archived and retrieved.

After the admission process, each enrolled student in SPU is provided with a unique user id and password. Using this id, the student can login in to the student portal designed by SPU.



In the portal, student can view and manage their academic activities. Immediately after the admission each student is required to complete the course registration in the student portal. Continuous internal assessments and end-semester assessments are compiled through ERP. The same has resulted in improving the speed of compilation of results that are error-free. SGPA, CGPA, and results are accurately calculated. The use of stationary has largely reduced with the implementation of ERP. The efficiency of the examination department has significantly improved and reduced the manpower requirements at the same time, saving costs for SPU.

With the implementation of IT integration, the examination management system has become more accessible to students and faculty members. Students can access the system from anywhere, at any time, using their mobile devices or computers.

Observations:

It is observed that students were aware with the examination rules before appearing in the examinations. Following the key observations,

- Total number of students appeared in examinations during A.Y 2022-23 = 11314
- Average number of days from the date of last semester-end/ year- end examination till the declaration of results = 15.47
- Total 1533 students who have successfully completed all the academic requirements prescribed for the program are eligible for award of the degree in convocation of academic year and awarded degree. Also 34 students awarded Gold Medal.
- Effective IT integration in examination process, the efficiency of the examination section has significantly improved and reduced the manpower requirements.

Conclusion

It is recommended to reform the assessment structure for undergraduate (UG) programs offered by SPU (applicable to non-council programs under SPU) by implementing a 50% formative assessment and 50% summative assessment model, as per the guidelines of the National Education Policy (NEP) 2020 and the directives of the Gujarat Government. This reform should be applicable to students admitted in Semester 1, effective from the Academic Year 2023-24 onwards.



Suggest to change the passing criteria as per NEP 2020 (applicable for Non-Council Program Run under SPU) as follow,

“To successfully pass a course (subject), a student needs to obtain a minimum of 36% in each pattern of evaluation (formative and Summative) component of a particular course. Absence in any of the Evaluation components of a particular course shall be considered a fail.”

Assessment of B.Tech, M.tech, MBA and MCA by considering the weightage of the theory CCE (internal assessment) is 40% and for the End Semester Exam (SSE) is 60%. Further practical assessment weightage of the CCE (internal assessment) is 50% and for the End Semester Exam (SSE) is 50% and freedom should be given to faculty to design the internal assessment parameters (Focus to higher order learning).

The Teaching Scheme for semester is to be designed by considering separate Papers for the Theory Course and Practical Course having different credits and evaluation systems. The separate code for the practical course shall be considered as a new course introduced in the program from A.Y 2023-24.



Controller of Examinations
Sankalchand Patel University
Visnagar (Gujarat)





SANKALCHAND PATEL **UNIVERSITY**

॥ अथातो ज्ञानजिज्ञासा ॥

**Sankalchand Patel Vidyadham,
Ambaji - Gandhinagar Highway,
Visnagar 384315, India**

www.spu.ac.in

