



**SANKALCHAND PATEL
UNIVERSITY**

॥ अथातो ज्ञानजिज्ञासा ॥

SANKALCHAND PATEL UNIVERSITY

EXAMINATION REPORT **(AY - 2023-2024)**

Sankalchand Patel Vidyadham,
Ambaji - Gandhinagar Highway,
Visnagar 384315, India

www.spu.ac.in



VISION

“To become world class University
through philanthropic practices”

MISSION

“We serve society to develop and prosper
by building human capital”

INDEX

Sr. No	Contents	Page No
1	Introduction	01
2	Examination event wise result Summary	02
3	Result of final Semester/Year of all program	13
4	Average number of days for declaration of results	16
5	Details of UFM Cases	18
6	Grievances - Rechecking / Reassessment details	18
7	Details of Degree Award in Convocation	19
8	Convocation Summary	21
9	Status of Automation in Examinations	22




Examination Report (AY - 2023-24)

1. Introduction

Examination department ensures transparency in all its activities that adequately support all students and institutions. The Examination Department administers secured processes & systems and work in close collaboration with institutions, external organizations and individuals.

During the Academic Year the Examination Section of SPU office conducted end Semester/Year Examinations as per the academic calendar of program. Academic Calendar is issued by SPU right before the commencement of academic session. Academic calendar contains key dates that are important to all students and faculty members of constituent institute which includes the start and end dates of semester, exam dates etc., Date of Examination is notified as per Academic Calendar for both odd and even semesters. A detailed Examination schedule is proposed by the concerned Dean/Principal and it is finally approved by examination section of SPU. As per teaching and examination scheme the evaluation of student's performance is completed and declared the result under the headship of Controller of Examination. SPU follows the Annual System / Semester System of examination.

Annual Examination:

With reference to the Annual academic courses, Annual Examination are conducted at the end of the Academic year. This is to review and evaluate the learning outcome of the courses and for the assessment of each student and to assess whether the student has acquired requisite knowledge and skills of the respective subject domain.

Semester Examination:

SPU follows the semester system in some courses where the academic year is divided into two terms. The end semester examination (Winter Examination & Summer Examination) is conducted by SPU.



Examination Event wise Starting date of Semester Exam & Yearly Examination



Sr. No.	Exam Event	Starting Date of Exam (Semester wise)	Starting Date of Exam (Year wise)	No. of Students Appeared
1	Winter 2023	16-10-2023	-	5288
2	Sept-Dec 2023	-	29-9-2023	660
3	Dec-2023	-	14-12-2023	94
4	Jan-Feb 2024	-	02-01-2024	554
5	March-April 2024	-	18-3-2024	34
6	March-June 2024	-	11-3-2024	58
7	Summer Exam-2024	28-3-2024	-	5846
8	July Sept- 2024	-	2-7-2024	94
9	July -2024	24-7-2024	-	61
Total Students (2023-24)				12689

Preparation of Question Paper:

Process to prepare question papers had been started two months before the commencement of Examinations. The concerned faculty dean proposed the panel of examiners by considering the Experts in the subjects and recognized as paper setters/examiners to SPU examination section and it is approved by the competent authority of SPU. The appointed paper setter upload the question paper subject wise on the portal by using login ID and password. All paper setting was made in three sets for each subject by experienced course experts from reputed college/SPU. Finally, selected question paper of each subject is downloaded at the examination centre on the day of examination before 45 minutes by receiving password on registered mobile number of concerned institute. Question paper of each subject is printed & block wise packets are prepared as per requirement in the presence of Observer at the examination control room in each institute.

2. Examination event wise result declaration.


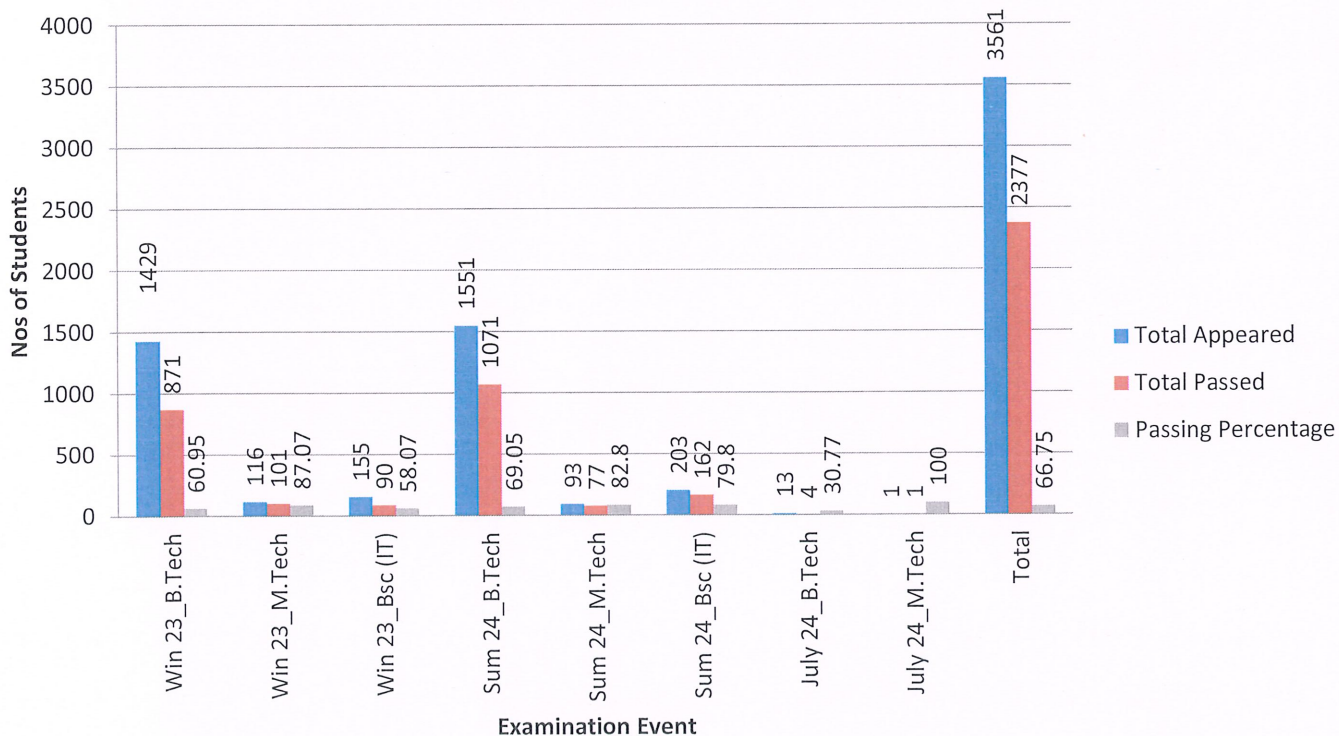
All the results of academic year for all program were declared within time limit after the completion of examination. The Examination event wise & program wise total number of students appeared in the examinations and pass percentage results are mentioned in the Result summary table.

Event wise Result Summary

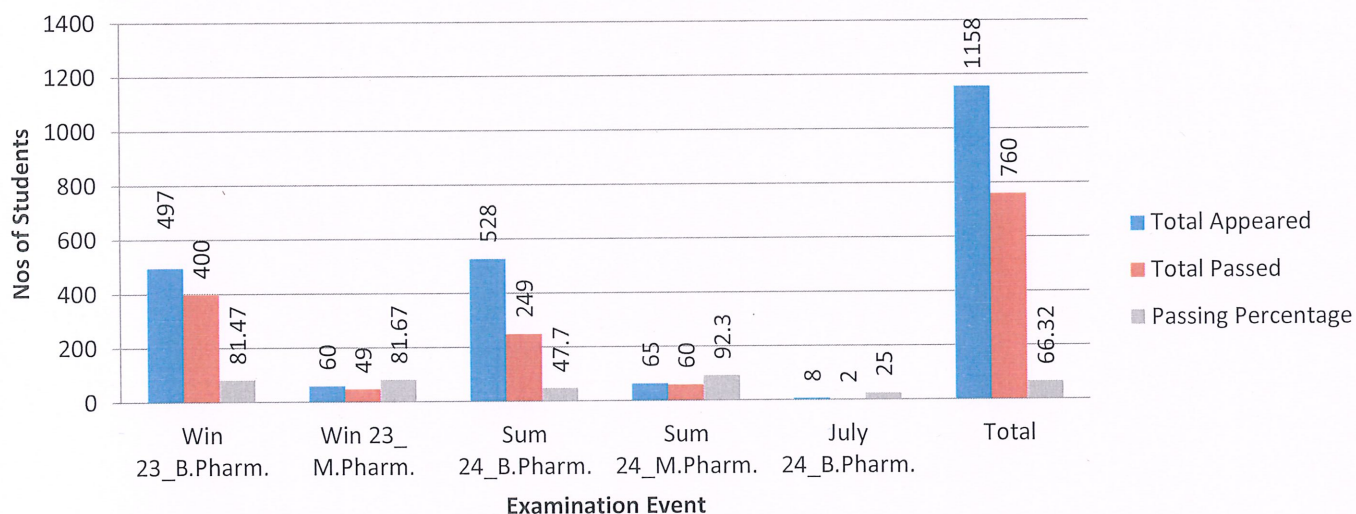
B. Tech. & M.Tech.,B.Sc (IT)									
Sr. No.	Course	Total Appeared			Total Passed			Passing Percentage	Absent No.
		Male	Female	Total	Male	Female	Total		
1	Win 23_B.Tech	1193	236	1429	687	184	871	60.95	0
2	Win 23_M.Tech	101	15	116	87	14	101	87.07	2
3	Win 23_Bsc (IT)	97	58	155	49	41	90	58.07	0
4	Sum 24_B.Tech	1301	250	1551	865	206	1071	69.05	0
5	Sum 24_M.Tech	78	15	93	64	13	77	82.80	0
6	Sum 24_Bsc (IT)	134	69	203	104	58	162	79.80	0
7	July 24_B.Tech	12	01	13	4	0	4	30.77	0
8	July 24_M.Tech	1	0	1	1	0	1	100	0
Total		2917	644	3561	1861	516	2377	66.75	2

B. Tech. & M.Tech.



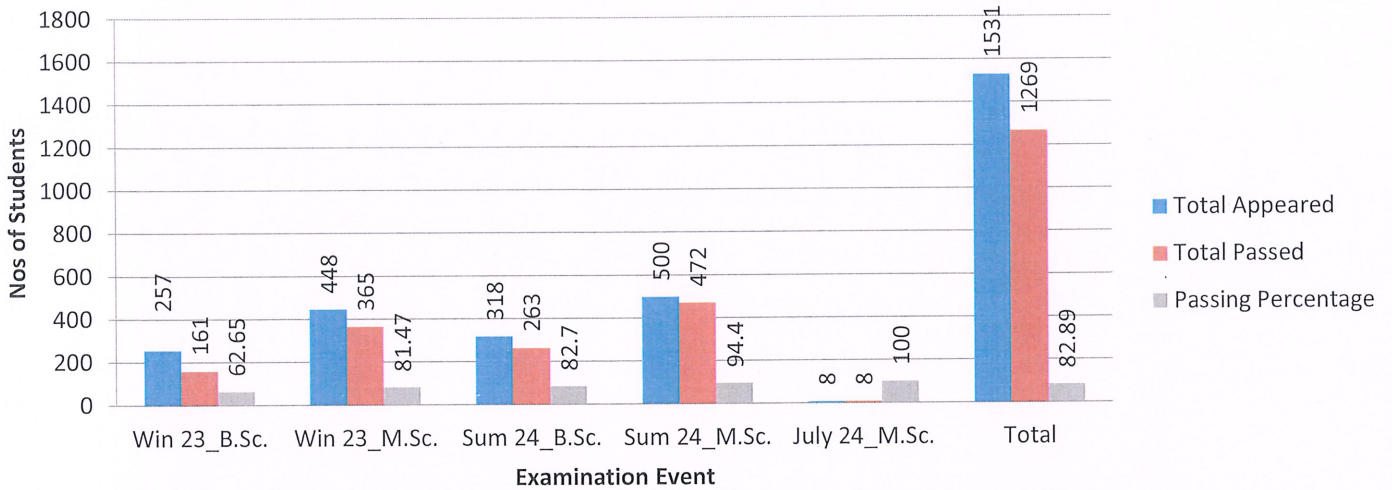

B.Pharm. & M.Pharm.									
Sr. No.	Course	Total Appeared			Total Passed			Passing Percentage	Absent No.
		Male	Female	Total	Male	Female	Total		
1	Win 23_B.Pharm.	306	191	497	235	165	400	81.47	0
2	Win 23_M.Pharm.	41	19	60	33	16	49	81.67	1
3	Sum 24_B.Pharm.	327	201	528	250	179	249	47.70	1
4	Sum 24_M.Pharm.	45	20	65	41	19	60	92.30	0
5	July 24_B.Pharm.	4	4	8	1	1	2	25	0
Total		723	435	1158	560	380	760	66.32	2

B.Pharm. & M.Pharm.



B.Sc. & M.Sc.									
Sr. No.	Course	Total Appeared			Total Passed			Passing Percentage	Absent No.
		Male	Female	Total	Male	Female	Total		
1	Win 23_B.Sc.	120	137	257	66	95	161	62.65	0
2	Win 23_M.Sc.	230	218	448	169	196	365	81.47	2
3	Sum 24_B.Sc.	155	163	318	115	148	263	82.70	0
4	Sum 24_M.Sc.	269	231	500	245	227	472	94.4	3
5	July 24_M.Sc.	8	0	8	8	0	8	100	0
Total		782	749	1531	603	666	1269	82.89	5

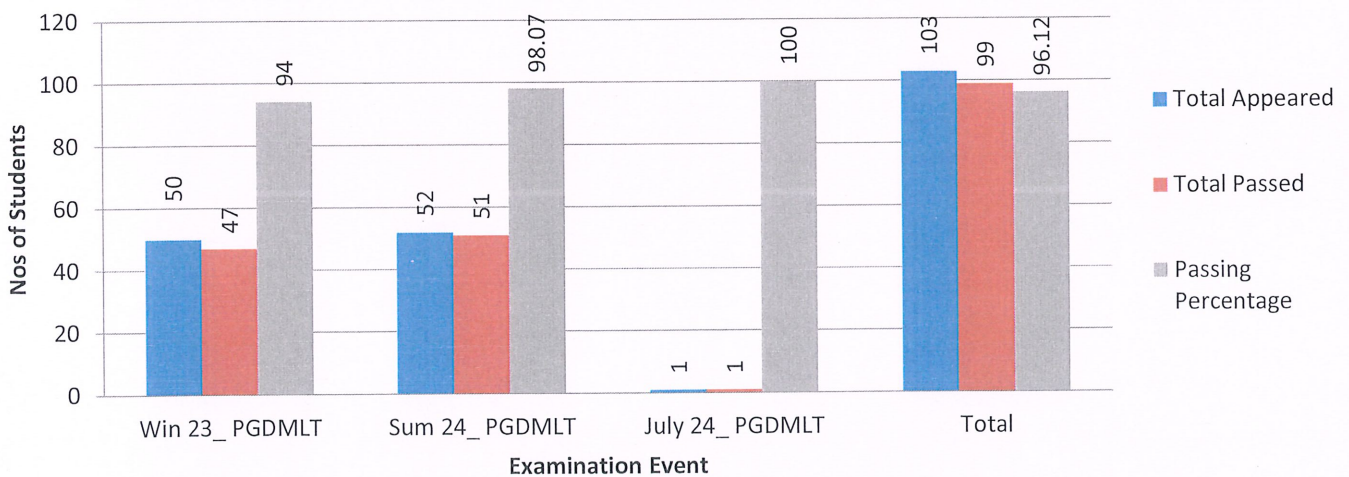
B.Sc. & M.Sc.



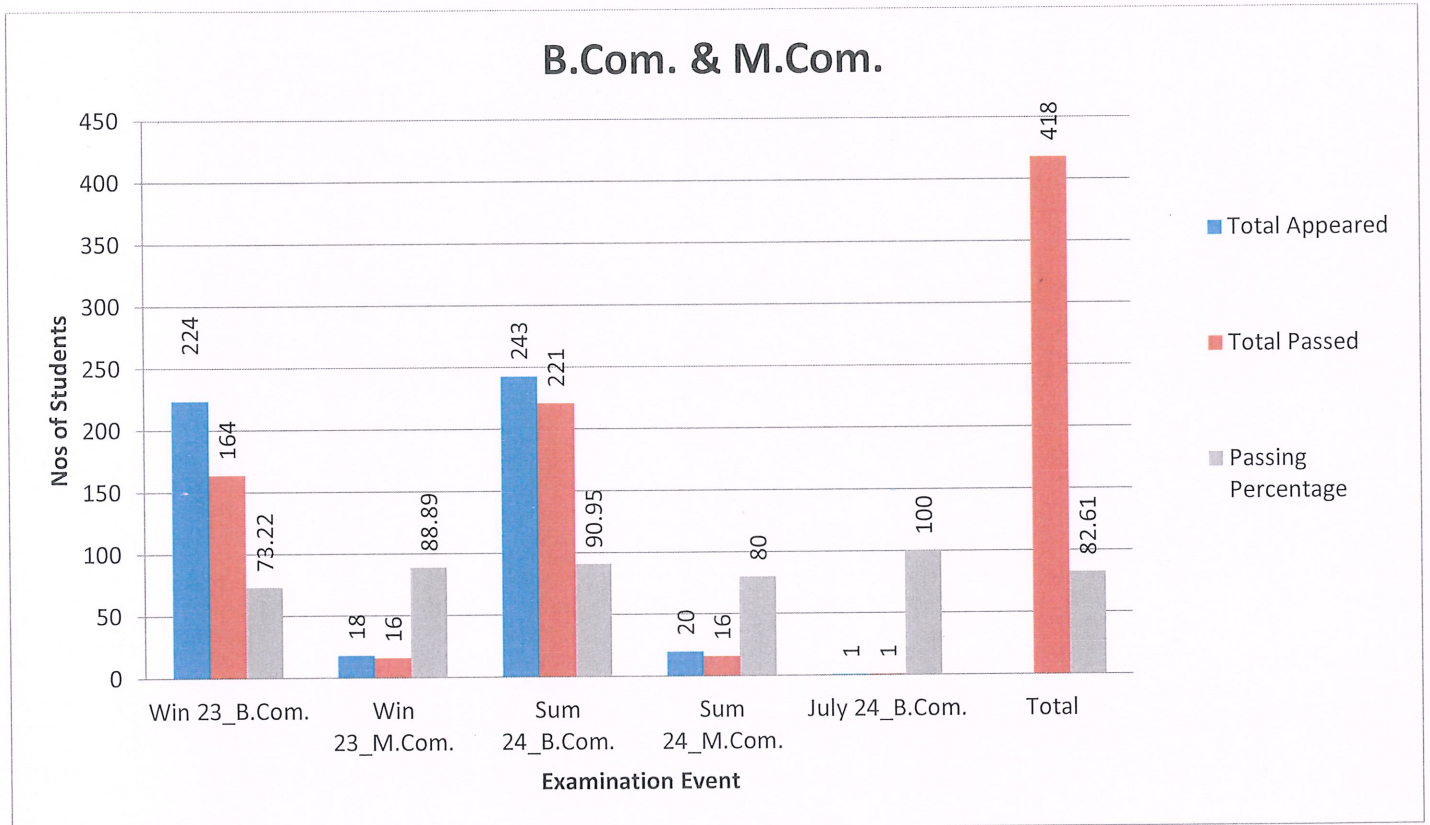
PGDMLT

Sr. No.	Course	Total Appeared			Total Passed			Passing Percentage	Absent No.
		Male	Female	Total	Male	Female	Total		
1	Win 23_ PGDMLT	20	30	50	17	30	47	94	0
2	Sum 24_ PGDMLT	22	30	52	22	29	51	98.07	0
3	July 24_ PGDMLT	0	1	1	0	1	1	100	0
Total		42	61	103	39	60	99	96.12	0

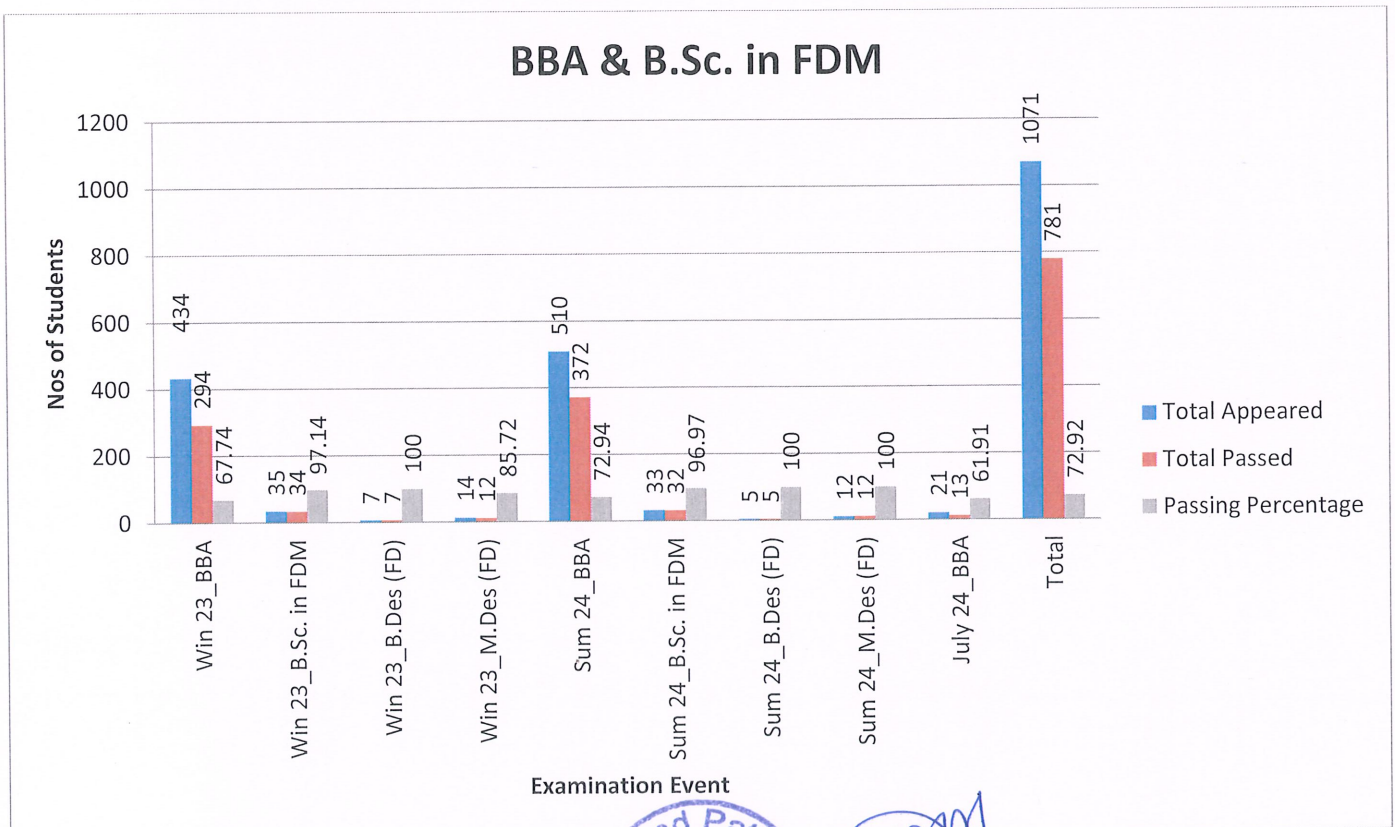
PGDMLT



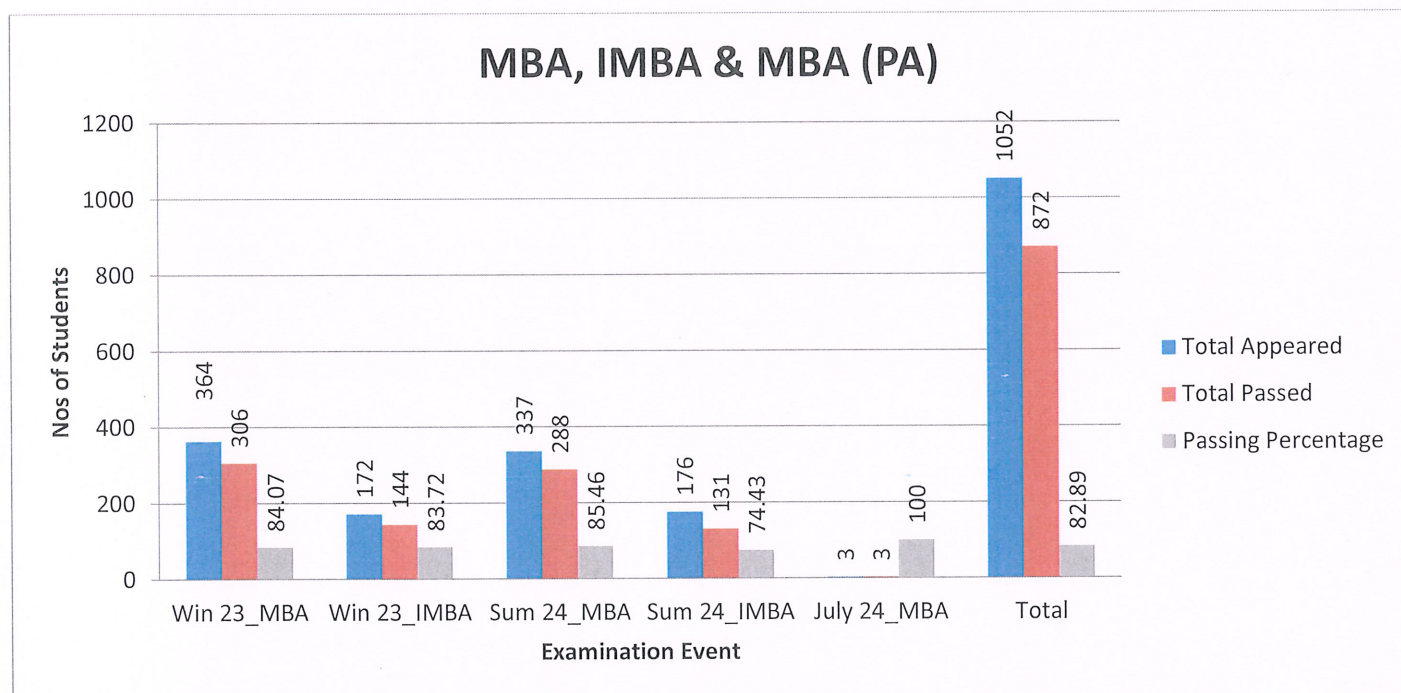

B.Com. & M.Com.									
Sr. No.	Course	Total Appeared			Total Passed			Passing Percentage	Absent No.
		Male	Female	Total	Male	Female	Total		
1	Win 23_B.Com.	128	96	224	80	84	164	73.22	2
2	Win 23_M.Com.	7	11	18	5	11	16	88.89	0
3	Sum 24_B.Com.	143	100	243	127	94	221	90.95	1
4	Sum 24_M.Com.	9	11	20	5	11	16	80.00	0
5	July 24_B.Com.	1	0	1	1	0	1	100	0
Total		288	218	506	218	200	418	82.61	3




BBA & B.Sc. in FDM									
Sr. No.	Course	Total Appeared			Total Passed			Passing Percentage	Absent No.
		Male	Female	Total	Male	Female	Total		
1	Win 23_BBA	280	154	434	172	122	294	67.74	0
2	Win 23_B.Sc. in FDM	0	35	35	0	34	34	97.14	0
3	Win 23_B.Des (FD)	0	7	7	0	7	7	100	0
4	Win 23_M.Des (FD)	0	14	14	0	12	12	85.72	0
5	Sum 24_BBA	339	171	510	232	140	372	72.94	0
6	Sum 24_B.Sc. in FDM	0	33	33	0	32	32	96.97	0
7	Sum 24_B.Des (FD)	0	5	5	0	5	5	100	0
8	Sum 24_M.Des (FD)	0	12	12	0	12	12	100	0
9	July 24_BBA	18	3	21	11	2	13	61.91	0
Total		637	434	1071	415	366	781	72.92	0

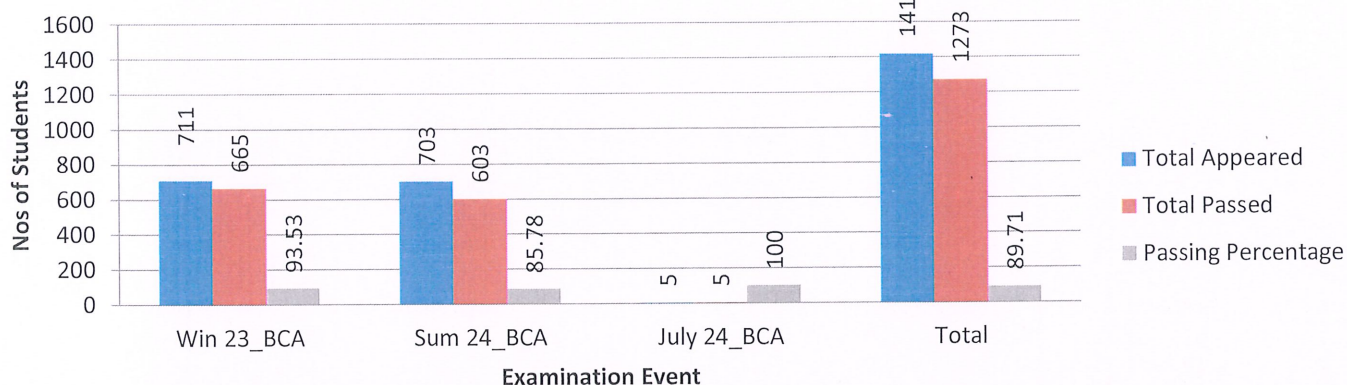


MBA, IMBA & MBA (PA)									
Sr. No.	Course	Total Appeared			Total Passed			Passing Percentage	Absent No.
		Male	Female	Total	Male	Female	Total		
1	Win 23_MBA	213	151	364	172	134	306	84.07	2
2	Win 23_IMBA	99	73	172	75	69	144	83.72	1
3	Sum 24_MBA	197	140	337	155	133	288	85.46	0
4	Sum 24_IMBA	104	72	176	68	63	131	74.43	1
5	July 24_MBA	2	1	3	2	1	3	100	0
Total		615	437	1052	472	400	872	82.89	4



BCA									
Sr. No.	Course	Total Appeared			Total Passed			Passing Percentage	Absent No.
		Male	Female	Total	Male	Female	Total		
1	Win 23_BCA	518	193	711	479	186	665	93.53	1
2	Sum 24_BCA	512	191	703	424	179	603	85.78	7
3	July 24_BCA	5	0	5	5	0	5	100	0
Total		1035	384	1419	908	365	1273	89.71	8

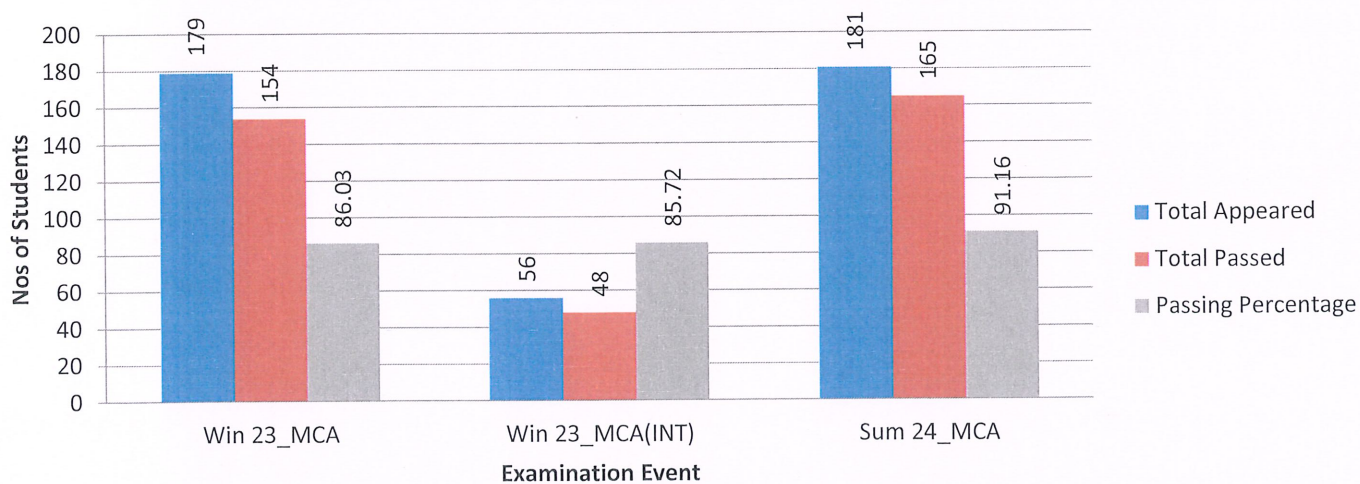
BCA



MCA

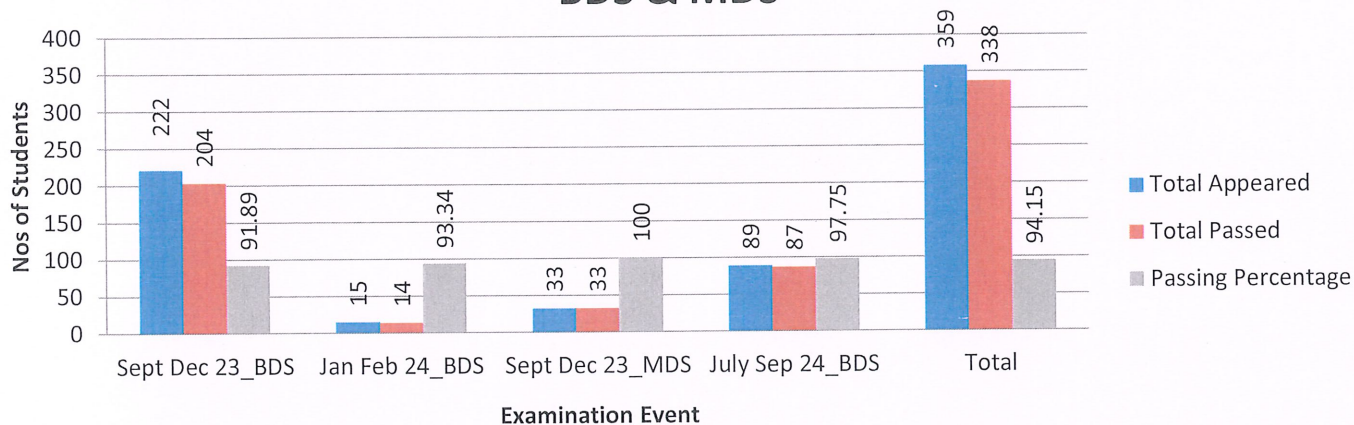
Sr. No.	Course	Total Appeared			Total Passed			Passing Percentage	Absent No.
		Male	Female	Total	Male	Female	Total		
1	Win 23_MCA	126	53	179	103	51	154	86.03	2
2	Win 23_MCA(INT)	38	18	56	32	16	48	85.72	0
3	Sum 24_MCA	128	53	181	113	52	165	91.16	1
4	Sum 24_MCA(INT)	43	19	62	30	16	46	74.20	0
Total		335	143	478	278	135	413	86.40	3

MCA



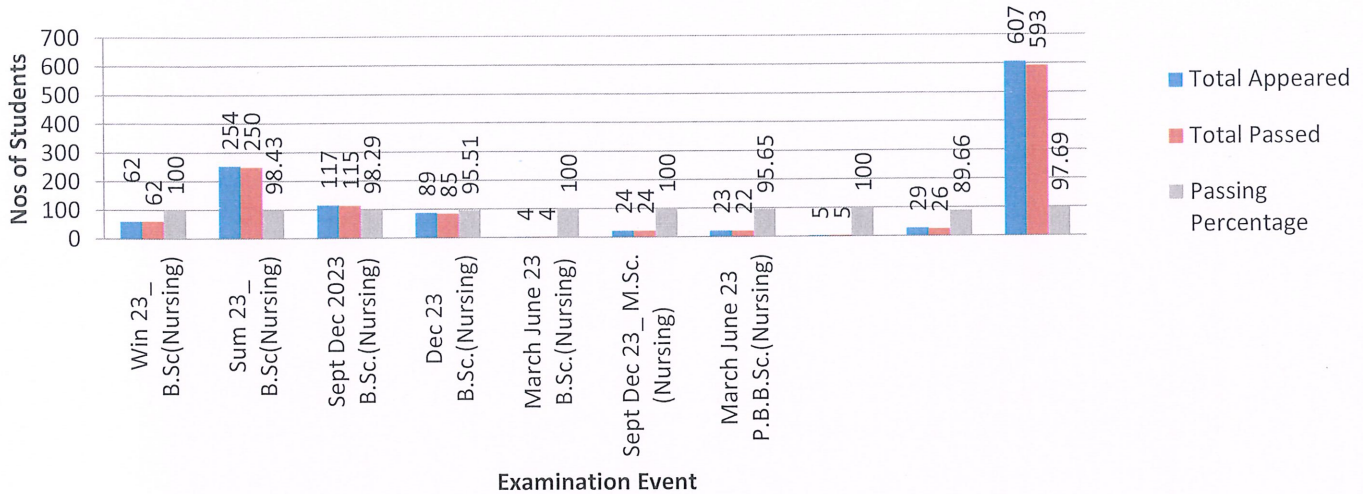

BDS & MDS									
Sr. No.	Course	Total Appeared			Total Passed			Passing Percentage	Absent No.
		Male	Female	Total	Male	Female	Total		
1	Sept Dec 23_BDS	73	149	222	63	141	204	91.89	0
2	Jan Feb 24_BDS	5	10	15	5	9	14	93.34	0
3	Sept Dec 23_MDS	9	24	33	9	24	33	100	0
4	July Sep 24_BDS	31	58	89	31	56	87	97.75	0
Total		118	241	359	108	230	338	94.15	0

BDS & MDS



B.Sc. & M.Sc. (Nursing)									
Sr. No.	Course	Total Appeared			Total Passed			Passing Percentage	Absent No.
		Male	Female	Total	Male	Female	Total		
1	Win 23_ B.Sc(Nursing)	16	46	62	16	46	62	100	0
2	Sum 23_ B.Sc(Nursing)	59	195	254	57	193	250	98.43	0
3	Sept Dec 2023 B.Sc.(Nursing)	23	94	117	22	93	115	98.29	0
4	Dec 23 B.Sc.(Nursing)	19	70	89	16	69	85	95.51	0
5	March June 23 B.Sc.(Nursing)	2	2	4	2	2	4	100	0
6	Sept Dec 23_ M.Sc. (Nursing)	6	18	24	6	18	24	100	0
7	March June 23 P.B.B.Sc.(Nursing)	6	17	23	6	16	22	95.65	0
8	July Sept 23 P.B.B.Sc.(Nursing)	1	4	5	1	4	5	100	0
9	Sept Dec 23 P.B.B.Sc.(Nursing)	9	20	29	9	17	26	89.66	0
Total		141	466	607	131	458	589	97.69	0

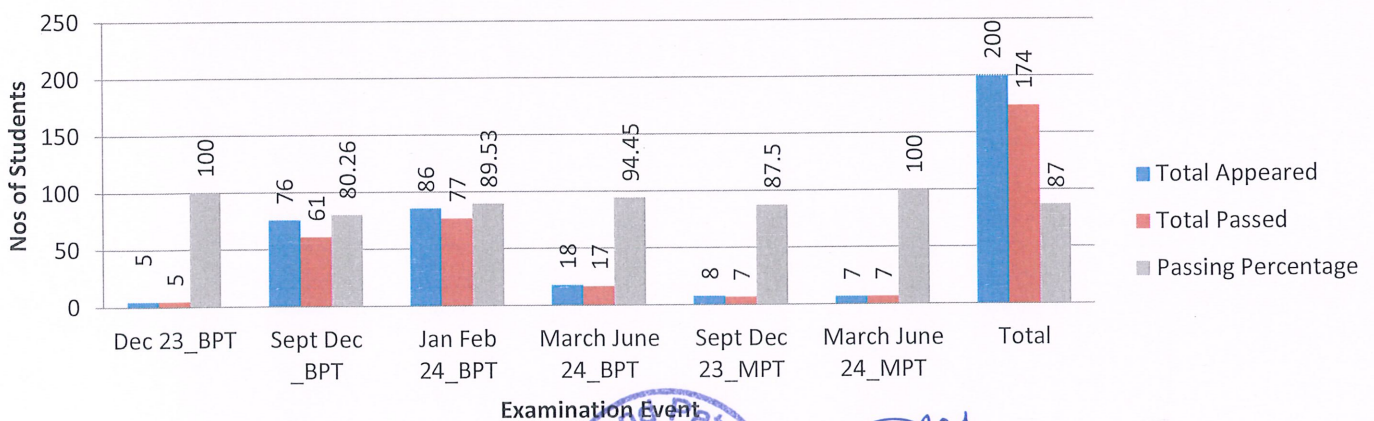
B.Sc. & M.Sc. (Nursing)



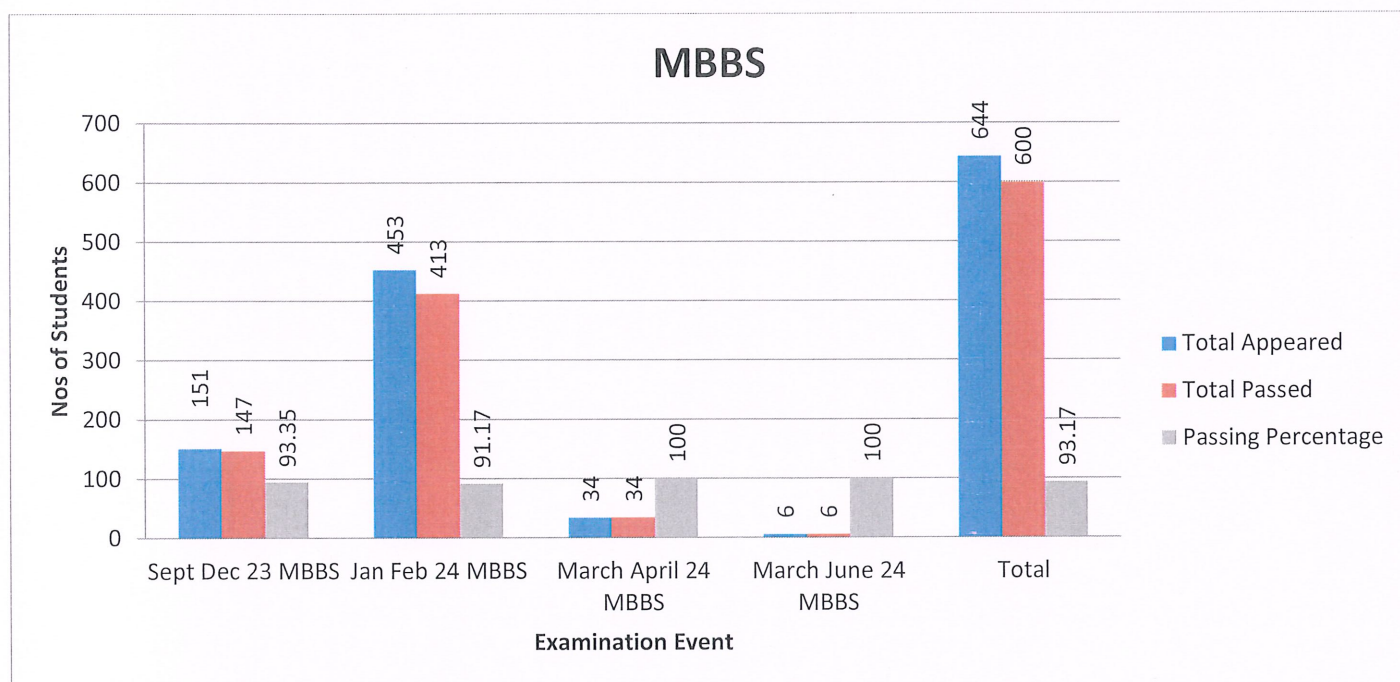
BPT & MPT

Sr. No.	Course	Total Appeared			Total Passed			Passing Percentage	Absent No.
		Male	Female	Total	Male	Female	Total		
1	Dec 23_BPT	4	1	5	4	1	5	100	0
2	Sept Dec _BPT	19	57	76	10	51	61	80.26	0
3	Jan Feb 24_BPT	22	64	86	19	58	77	89.53	0
4	March June 24_BPT	8	10	18	7	10	17	94.45	0
5	Sept Dec 23_MPT	1	7	8	1	6	7	87.5	0
6	March June 24_MPT	2	5	7	2	5	7	100	0
Total		56	144	200	43	131	174	87.00	0

BPT & MPT



MBBS									
Sr. No.	Course	Total Appeared			Total Passed			Passing Percentage	Absent No.
		Male	Female	Total	Male	Female	Total		
1	Sept Dec 23 MBBS	76	75	151	74	73	147	93.35	0
2	Jan Feb 24 MBBS	207	246	453	179	234	413	91.17	0
3	March April 24 MBBS	25	9	34	25	9	34	100	0
4	March June 24 MBBS	3	3	6	3	3	6	100	0
Total		311	333	644	281	319	600	93.17	0




3. Result of final Semester/Year of all program.

Program wise total number of students appeared and number of students passed in final Semester/Year examinations are as mentioned below.

Number of final year students of all the programmes

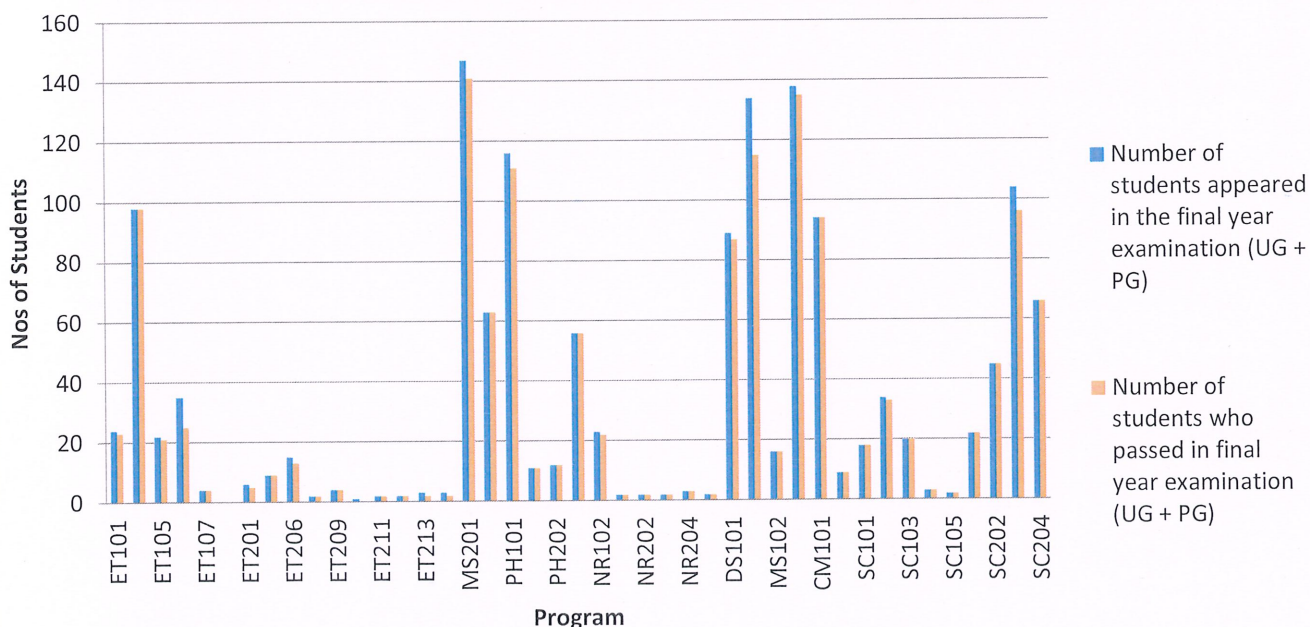
Year	Programme Code	Programme Name	Number of students appeared in the final year examination (UG + PG)	Number of students who passed in final year examination (UG + PG)
2023-24	ET101	Bachelor of Technology (B. Tech.) in Mechanical Engineering	24	23
2023-24	ET103	Bachelor of Technology (B. Tech.) in Computer Engineering	98	98
2023-24	ET105	Bachelor of Technology (B. Tech.) in Information Technology	22	21
2023-24	ET106	Bachelor of Technology (B. Tech.) in Civil Engineering	35	25
2023-24	ET107	Bachelor of Technology (B. Tech.) in Information and Communication Technology	4	4
2023-24	ET108	Bachelor of Technology (B. Tech.) in Artificial Intelligence and Data Science	NA	NA
2023-24	ET109	Bachelor of Technology (B. Tech.) in Electrical Engineering	NA	NA
2023-24	ET110	Bachelor of Science (Information Technology)	NA	NA
2023-24	ET201	Master of Technology (M. Tech.) in Mechanical Engineering (CAD/CAM)	6	5
2023-24	ET203	Master of Technology (M. Tech.) in Computer Engineering (Software Engineering)	9	9
2023-24	ET206	Master of Technology (M. Tech.) in Civil (Structural Engineering)	15	13
2023-24	ET207	Master of Technology (M. Tech.) in Cyber Security	NA	NA
2023-24	ET208	Master of Technology (M. Tech.) in Information and Communication Technology	2	2
2023-24	ET209	Master of Technology (M. Tech.) in Mechanical Engineering (Production Technology)	4	4



2023-24	ET210	Master of Technology (M. Tech.) in Civil Engineering(Computer Aided Structural Analysis and Design)	1	0
2023-24	ET211	Master of Technology (M. Tech.) in Civil Engineering(Transportation Engineering)	2	2
2023-24	ET212	Master of Technology (M. Tech.) in Environmental Engineering	2	2
2023-24	ET213	Master of Technology (M. Tech.) in Electrical Engineering	3	2
2023-24	ET214	Master of Technology (M. Tech.) in Electronics and Communication Engineering(Signal Processing and Communication)	3	2
2023-24	MS201	Master of Business Administration (MBA)	147	141
2023-24	CS201	Master of Computer Applications (MCA)	63	63
2023-24	PH101	Bachelor of Pharmacy (B. Pharm)	116	111
2023-24	PH201	Master of Pharmacy (M. Pharm) in Pharmaceutics	10	10
2023-24	PH202	Master of Pharmacy (M. Pharm) in Pharmaceutical Quality Assurance	12	12
2023-24	NR101	B.Sc. (Nursing)	56	56
2023-24	NR102	Post Basic B.Sc. Nursing(P.B.B.Sc.)	23	22
2023-24	NR201	M.Sc. (Nursing) Medical Surgical Nursing	2	2
2023-24	NR202	M.Sc. (Nursing) Obstetric & Gynecological Nursing	2	2
2023-24	NR203	M.Sc. (Nursing) Community Health Nursing	2	2
2023-24	NR204	M.Sc. (Nursing) Child Health (Paediatric) Nursing	3	3
2023-24	NR205	M.Sc. (Nursing) Mental Health (Psychiatric) Nursing	2	2
2023-24	DS101	Bachelor of Dental Surgery (B.D.S.)	89	87
2023-24	MS101	Bachelor of Business Administration (B.B.A.)	134	115
2023-24	MS102	B.Sc.(Fashion Designing and Management)	16	16
2023-24	CS101	Bachelor of Computer Application (B.C.A.)	137	134
2023-24	CM101	Bachelor of Commerce (B.Com.) (English Medium)	94	94
2023-24	CM201	Master of Commerce (M.Com.) (English Medium)	9	9
2023-24	SC101	Bachelor of Science (B.Sc) in Biotechnology	18	18
2023-24	SC102	Bachelor of Science (B.Sc) in Microbiology	34	33

2023-24	SC103	Bachelor of Science (B.Sc) in Chemistry	20	20
2023-24	SC104	Bachelor of Science (B.Sc) in Mathematics	3	3
2023-24	SC105	Bachelor of Science (B.Sc) in Physics	2	2
2023-24	SC201	Master of Science (M.Sc.) in Biotechnology	21	21
2023-24	SC202	Master of Science (M.Sc.) in Microbiology	45	45
2023-24	SC203	Master of Science (M.Sc.) in Chemistry	104	96
2023-24	SC204	Master of Science (M.Sc.) in Mathematics	66	66
2023-24	SC205	Master of Science (M.Sc.) in Physics	32	30
2023-24	SC206	Post Graduate Diploma in Medical Laboratory Technology(PGDMLT)	49	48
2023-24	MB01	Bachelor of Medicine and Bachelor of Surgery	147	119
Total			1688	1594
Pass percentage			94.43%	

Result of final Semester/Year of all program.




4. Average number of days for declaration of results.

Examiners are assessed the answer books at central assessment facility in SPU. Answer books are made available for assessment from the next day of completion of subject examination. Following is the average number of days for declaration of results.

Average number of days from the date of last semester-end/ year- end examination till the declaration of results

Program Name	Program Code	Semester/ year	Event	Last date of the last semester-end/ year-end examination	Date of declaration of results of semester-end/ year- end examination	Nos of Days	Semester/ year	Event	Last date of the last semester-end/ year-end examination	Date of declaration of results of semester-end/ year-end examination	Nos of Days	Average Days
2023-24												
Even Semester							Odd Semester					
Bachelor of Commerce	CM101	Sem-6	Summer 2024	18-04-24	30-04-24	12	Sem-5	Winter 2023	09-11-23	19-12-23	40	26
Master of Commerce	CM201	Sem-4	Summer 2024	19-04-24	26-04-24	7	Sem-3	Winter 2023	03-11-23	19-12-23	46	26.5
Bachelor of Computer Application	CS101	Sem-6	Summer 2024	26-04-24	01-05-24	5	Sem-5	Winter 2023	09-12-23	21-12-23	12	8.5
Master of Computer Application	CS201	Sem-4	Summer 2024	27-04-24	02-05-24	5	Sem-3	Winter 2023	11-12-23	03-01-24	23	14
B.Sc. in Fashion Designing and Management	MS102	Sem-6	Summer 2024	01-05-24	11-05-24	10	Sem-5	Winter 2023	15-01-24	29-01-24	14	12
Bachelor of Technology	ET101 to ET106	Sem-8	Summer 2024	15-05-24	17-05-24	2	Sem-7	Winter 2023	15-01-24	17-02-24	33	17.5
Master of Technology	ET201 to ET206	Sem-4	Summer 2024	04-05-24	11-05-24	7	Sem-3	Winter 2023	30-01-24	27-02-24	28	17.5
Bachelor of Business Administration	MS101	Sem-6	Summer 2024	24-04-24	14-05-24	20	Sem-5	Winter 2023	07-12-23	03-01-24	27	23.5

Program Name	Program Code	Semester/ year	Event	Last date of the last semester-end/ year-end examination	Date of declaration of results of semester-end/ year- end examination	Nos of Days	Semester/ year	Event	Last date of the last semester-end/ year-end examination	Date of declaration of results of semester-end/ year-end examination	Nos of Days	Average Days
Master of Business Administration	MS201	Sem-4	Summer 2024	04-05-24	25-05-24	21	Sem-3	Winter 2023	30-01-24	06-02-24	7	14
Bachelor of Pharmacy	PH101	Sem-8	Summer 2024	25-05-24	28-05-24	3	Sem-7	Winter 2023	15-01-24	29-01-24	14	8.5
Master of Pharmacy	PH202	Sem-4	Summer 2024	08-06-24	11-06-24	3	Sem-3	Winter 2023	17-01-24	29-01-24	12	7.5
Bachelor of Science	SC101to SC105	Sem-6	Summer 2024	26-04-24	30-04-24	4	Sem-5	Winter 2023	01-12-23	13-12-23	12	8
Master of Science	SC201 to SC204	Sem-4	Summer 2024	18-04-24	26-04-24	8	Sem-3	Winter 2023	01-12-23	13-12-23	12	10
Faculty of Sciences	SC206	Sem-2	Summer 2024	04-05-24	21-05-24	17	Sem-1	Winter 2023	20-12-23	03-01-24	14	15.5
Year												
Bachelor of Dental Surgery	DS101	Final Year	July Sep 2024	27-07-24	01-08-24	5	-	-	-	-	-	5
Total Average Days 2023-24												14.27




5. Details of UFM Cases.

UFM cases reported during the examination is entered in digital portal of SPU on the day of examination and concerned institute submit the report to examination section of SPU. Following is the details of UFM cases reported in academic year.

Details of UFM Cases


Examination Event	Course	UG/PG	Branch	Semester/Year	No of UFM Students
Winter 2023	-	-	-	-	-
Sept-Dec 2023	-	-	-	-	-
Dec-2023	-	-	-	-	-
Jan-Feb 2024	-	-	-	-	-
March-April 2024	-	-	-	-	-
March-June 2024	-	-	-	-	-
Summer Exam-2024	B.Tech	UG	Mech	4 th Semester	1
			Civil	4 th Semester	1
July Sept- 2024	-	-	-	-	-
July -2024	-	-	-	-	-
Total					02

6. Rechecking / Reassessment details.

Students have to apply for Re-checking /Re-Assessment of the course (subject) within specified time-limits as specified by SPU. The application shall be made in prescribed format of SPU along with the applicable fees payable. The application without necessary details shall not be considered by SPU. Following is the details of students applied for Rechecking / Reassessment in academic year.

Details of Students applied for Rechecking & Reassessment

Examination Event	Number of applications received for revaluation	Number of students appeared in final exam	Percentage per year
Winter 2023	48	5282	0.91
Sept-Dec 2023	6	663	0.90
Dec-2023	0	94	0

Jan-Feb 2024	11	554	1.99
March-April 2024	0	34	0
March-June 2024	1	58	1.72
Summer Exam-2024	45	5846	0.77
July-Sept 2024	0	94	0
July-2024	0	61	0
Total	111	12689	0.87

7. Details of Degree Award in Convocation.

The students who have successfully completed all the academic requirements prescribed for the program are eligible for award of the degree in convocation of academic year. A total of **1504** Degrees were conferred in Convocation of SPU with the program wise details are as follows:

Degree Award Detail

Sr NO	PROGRAMME NAME	Grand Total
1	Bachelor of Business Administration	122
2	Bachelor of Commerce	94
3	Bachelor of Computer Application	134
4	Bachelor of Pharmacy	113
5	Bachelor of Science (Biotechnology)	18
6	Bachelor of Science (Chemistry)	21
7	Bachelor of Science (Fashion Designing and Management)	16
8	Bachelor of Science (Mathematics)	3
9	Bachelor of Science (Microbiology)	33
10	Bachelor of Technology in Civil Engineering	29
11	Bachelor of Technology in Computer Engineering	97
12	Bachelor of Technology in Information and Communication Technology	4
13	Bachelor of Technology in Information and Technology	21

14	Bachelor of Technology in Mechanical Engineering	23
15	Master of Business Administration	145
16	Master of Commerce	9
17	Master of Computer Application	61
18	Master of Pharmacy (Pharmaceutical Quality Assurance)	12
19	Master of Pharmacy (Pharmaceutics)	10
20	Master of Science (Biotechnology)	21
21	Master of Science (Chemistry)	102
22	Master of Science (Mathematics)	66
23	Master of Science (Microbiology)	45
24	Master of Science (Physics)	32
25	Master of Technology – Information and Communication Technology	2
26	Master of Technology in CAD/CAM	5
27	Master of Technology in CE (Software Engineering)	10
28	Master of Technology in Civil (Structural Engineering)	25
29	Master of Technology in Civil Engineering (Transportation Engineering)	2
30	Master of Technology in EC (Signal Processing and Communication)	2
31	Master of Technology in Electrical Engineering	4
32	Master of Technology in Environmental Engineering	2
33	Master of Technology in Mechanical Engineering(Production Technology)	7
34	Post Graduate Diploma in Medical Laboratory Technology	49
35	Bachelor of Dental Surgery	85
36	Bachelor of Science (Nursing)	2
37	Master of Science (Nursing) Child Health Nursing	3
38	Master of Science (Nursing) Community Health Nursing	2
39	Master of Science (Nursing) Medical Surgical Nursing	2
40	Master of Science (Nursing) Obstetric Gynaecological Nursing	2
41	Master of Science(Nursing)Mental Health(Psychiatric)Nursing	2

42	Post Basic Bachelor of Science (Nursing)	27
43	Bachelor of Physiotherapy	26
44	Master of Physiotherapy in Orthopaedics	14
Grand Total		1504

8. Convocation Summary.

Program wise (UG/PG/PhD) number of student's statistical analysis is presented. The students with academic excellence from constituent institutions of SPU were honored by awarding the Gold Medals. Program wise Gold Medals were awarded by The Hon'ble President, The Chief guest and The Provost.

Convocation Summary

Marking System	Gender	Distinction	First Class	Second Class	Pass Class	Total
Grade System	Female	264	174	52	13	503
	Male	213	323	237	63	836
	Total	477	497	289	76	1339
Mark System	Female	3	95	33	-	131
	Male	0	16	18	-	34
	Total	3	111	51	-	165
Overall Total		480	608	340	76	1504

Degree wise Summary Report

Marking System	Gender	UG	PG	Post Graduate Diploma	Post Basic Bachelor	Total Students
Grade System	Female	244	229	30	-	503
	Male	484	333	19	-	836
	Total	728	562	49	-	1339
Mark System	Female	90	21	-	20	131
	Male	23	4	-	7	34
	Total	113	25	-	27	165
Overall Total		841	587	49	27	1504

9. Status of Automation in Examinations

The current IT integration and reforms in the examination procedures and processes have brought many significant improvements in the examination. Implementation of ERP which has helped in automating examination processes, making them more effective and efficient. Various processes, starting from the registration of students for the examination till the declaration of results are streamlined and enhanced the efficiency of examination. Automation in examinations is introduced to ensure transparency, reduction of evaluation days, speedy processing, early redressal of examination related grievances and early publication of results.


Examinations Automation solution provided by MKCL, Pune is used since May 2016 and examination activities covered in automation are summarized below:

1. Configuration of teaching and evaluation scheme of each course as per subject code and name.
2. Generation of Examination form in institute login and also in student login.
3. Online submission of received examination forms through digital portal of SPU by the institute.
4. Generation of seat number & Hall Tickets with photo & signature of student and approved by CoE and digital copies are provided through institute login and e-Suvidha application.
5. Examination day and subject wise attendance report (Jr. Supervisor report) generation.
6. On line Entry of Absent and UFM cases on the day of examination.
7. Examination day and subject wise Main primary barcode generation for pasting on main answer book.
8. Examination seating arrangement.
9. Invite question papers through digital portal.
10. Upload the subject wise final selected question paper in Secure Remote Paper Delivery system.
11. Suitable encryption system and secure system for the transmission of Question Papers to Examination centre at the allotted time. Password is generated through automated system and sent it to registered mobile number.
12. Barcode reader is used for Main barcode and examiner barcode mapping and marks data entry is completed accurately.

13. Capturing the internal, practical marks awarded by examiners at institute level directly to examination server.
14. Automatic Grade , SGPA and CGPA Calculations.
15. Results processing and generation of result reports.
16. Declaration and uploading of examination results on SPU website along with provisional copy of mark sheets for online access.
17. The results are also made available through e-Suvidha online portal using personal login of students.
18. Generation of mark sheet /grade sheet for printing. Printed mark sheet/grade sheet includes security features along with photograph, QR code and hologram.
19. Generation of convocation data of eligible students for award of degrees.
20. Application for degree certificates to be received from the eligible students for degree award.
21. Individual students can access the following using e-Suvidha Application
 - View and Update Profile
 - Download Examination Form
 - View and Download Examination Time-Table
 - Download Examination Hall Ticket
 - View Result of End-Semester/Year Examination
 - View Result His/Her History

Examination Automation System enables us to properly organize data of SPU and constituent colleges. Data is well managed and easily archived and retrieved.

After the admission process, each enrolled student in SPU is provided with a unique user id and password. Using this id, the student can login in to the student portal designed by SPU. In the portal, student can view and manage their academic activities. Immediately after the admission each student is required to complete the course registration in the student portal. Continuous internal assessments and end-semester assessments are compiled through ERP. The same has resulted in improving the speed of compilation of results that are error-free. SGPA, CGPA, and results are accurately calculated. The use of stationary has largely reduced with the implementation of ERP. The efficiency of the examination department has significantly improved and reduced the manpower requirements at the same time, saving costs for SPU.



With the implementation of IT integration, the examination management system has become more accessible to students and faculty members. Students can access the system from anywhere, at any time, using their mobile devices or computers.

Observations:


It is observed that students were aware with the examination rules before appearing in the examinations. Following the key observations,

- Total number of students appeared in examinations during A.Y 2023-24 = **12689**
- Average number of days from the date of last semester-end/ year- end examination till the declaration of results = **14.27**
- Total 1504 students who have successfully completed all the academic requirements prescribed for the program are eligible for award of the degree in convocation of academic year and awarded degree.
- Effective IT integration in examination process, the efficiency of the examination section has significantly improved and reduced the manpower requirements.

Conclusion

It is recommended to integrate new modules & services in software by considering the support features like:

- Seamless integration with NAD for automatic data synchronization.
- Advanced data management capabilities (filtering, sorting, reporting).
- Secure, role-based access to ensure only authorized personnel can view/edit data.
- Compliance with regulatory requirements.



**Controller of Examinations
Sankalchand Patel University
Visnagar (Gujarat)**



SANKALCHAND PATEL UNIVERSITY

॥ अथातो ज्ञानजिज्ञासा ॥

**Sankalchand Patel Vidyadham,
Ambaji - Gandhinagar Highway,
Visnagar 384315, India**

www.spu.ac.in

